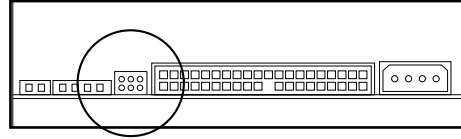
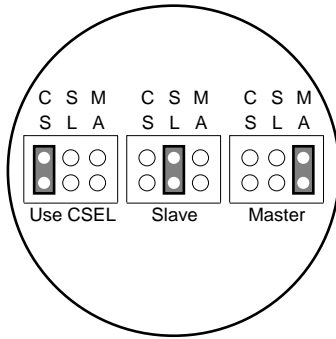




CD-ROM Jumper Settings and Locations

Drive: **24x CD-ROM**

Model: **Max**

Max 24x CD-ROM
Assembly Number 278025-20x

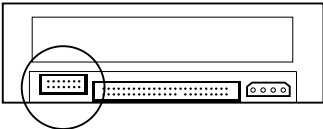
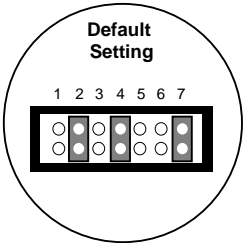


Key  Jumper NOT Installed
 Jumper Installed

CD-ROM Jumper Settings and Locations

Drive: **CD-ROM** Model: **PD**

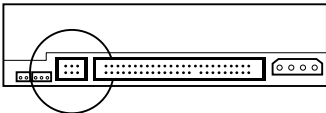
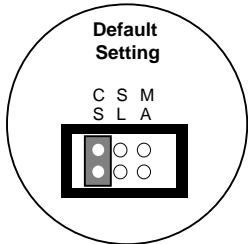
PD/CD-ROM-SCSI
Assembly Number 184689-201



Key Jumper NOT Installed
 Jumper Installed

Drive: **8x CD-ROM** Model: **Hitachi & Panasonic**

Hitachi and Panasonic 8x CD-ROM
Assembly Numbers 198893-205 and 198893-201



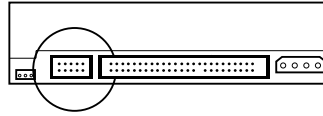
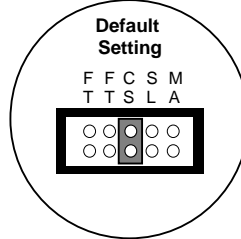
Key Jumper NOT Installed
 Jumper Installed

CD-ROM Jumper Settings and Locations

Drive: **8x CD-ROM**

Model: **Sanyo**

Sanyo 8x CD-ROM
Assembly Number 198893-202

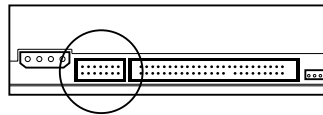
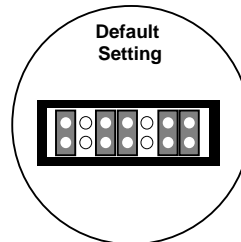


Key Jumper NOT Installed
 Jumper Installed

Drive: **4x CD-ROM**

Model: **Sanyo**

Sanyo 4x Low Power CD-ROM
Assembly Number 172717



Key Jumper NOT Installed
 Jumper Installed

CD-ROM Jumper Settings and Locations

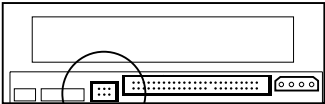
Drive: **CD-ROM**

Model: **PD**

PD/CD-ROM-IDE, R/W ATAPI, GX
Assembly Number 185836-201

Default
Setting

C S M
S L A



Key

Jumper NOT Installed

Jumper Installed