

---

# SCSI Hard Drive Configuration Charts



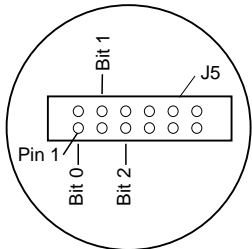
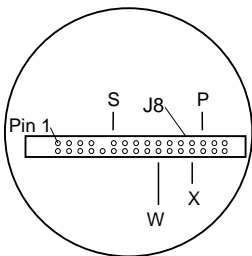
## SCSI DEFINITIONS

**PARK.** The jumper option park applies when the jumper is present but not shorting the pins together. In other words, it is positioned off to one side of the pins.

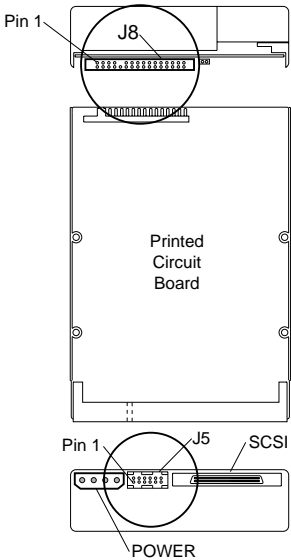
**KEY.** The jumper option key applies when the pins on the hard drive are clipped off and no jumper can be placed in the position.

# SCSI Hard Drive Configuration Charts

**Drive Size:** 9.1 GB    **Model:** DCHS09U



For Hot-Pluggable Drive Tray, connect SCSI ID Cable to this Connector.



- NOTES:**
1. All jumper and switch settings are shown in the factory default setting, including those not labeled.
  2. Termination default is disabled/removed.

**Key** ○ Jumper NOT Installed  
● Jumper Installed

## SCSI ID Settings

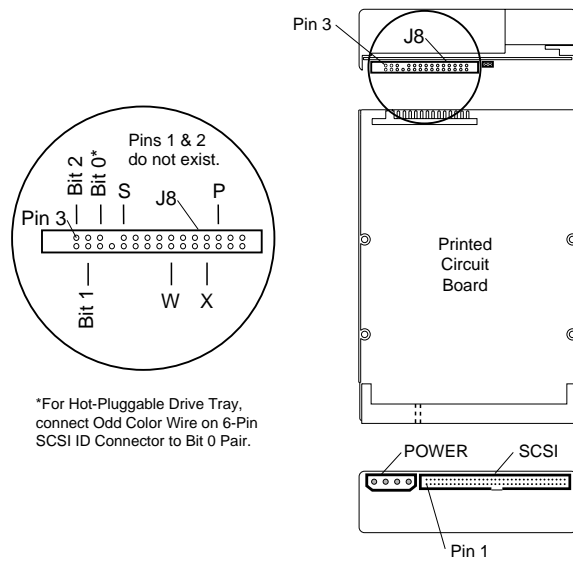
SCSI ID	Bit 2	Bit 1	Bit 0
0	○	○	○
1	○	○	●
2	○	●	○
3	○	●	●
4	●	○	○
5	●	○	●
6	●	●	○

## Default Settings

Signal	Description	Jumper
S	Autostart Enable	○
P	Parity Disable	○
W	Write Protect Enable	○
X	Synch Data Transfer Disable	○

# SCSI Hard Drive Configuration Charts

**Drive Size:** 9.1 GB **Model:** DCHS09Z



- NOTES:**
1. All jumper and switch settings are shown in the factory default setting, including those not labeled.
  2. Termination default is disabled/removed.

**Key** ○ Jumper NOT Installed  
● Jumper Installed

## SCSI ID Settings

SCSI ID	Bit 2	Bit 1	Bit 0
0	○	○	○
1	○	○	●
2	○	●	○
3	○	●	●
4	●	○	○
5	●	○	●
6	●	●	○

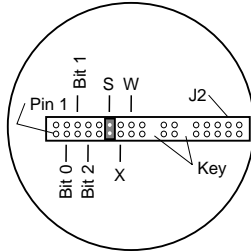
## Default Settings

Signal	Description	Jumper
S	Autostart Enable	○
P	Parity Disable	○
W	Write Protect Enable	○
X	Synch Data Transfer Disable	○

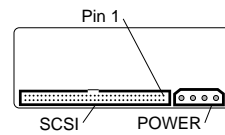
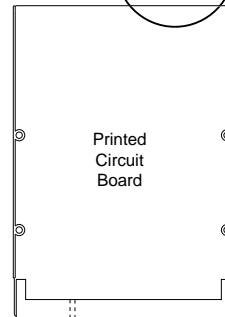
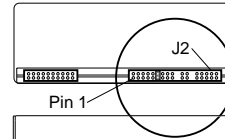
# SCSI Hard Drive Configuration Charts

**Drive Size: 9.1 GB**

**Model: 3391NS**



For Hot-Pluggable Drive Tray, connect SCSI ID Cable to this Connector



## SCSI ID Settings

SCSI ID	Bit 2	Bit 1	Bit 0
0	○	○	○
1	○	○	■
2	○	■	○
3	○	■	■
4	■	○	○
5	■	○	■
6	■	■	○

## NOTES:

1. All jumper and switch settings are shown in the factory default setting, including those not labeled.
2. Termination default is disabled/removed.

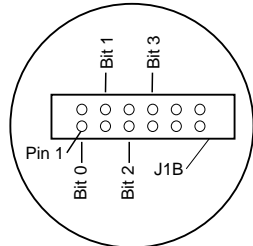
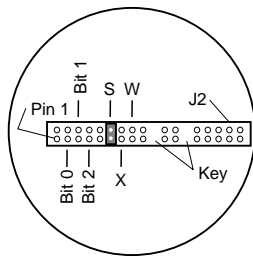
**Key** ○ Jumper NOT Installed  
 ■ Jumper Installed  
 \*\* Not Configurable

## Default Settings

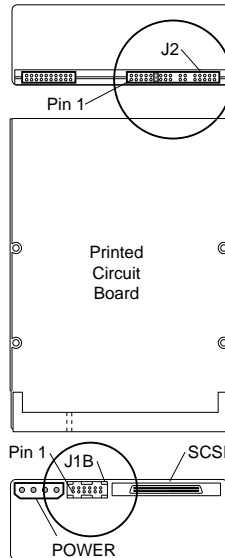
Signal	Description	Jumper
S	Start Unit Command Enabled	■
	Parity Enabled**	n/a
W	Write Protect Disabled	○
X	Synch Data Transfer Enabled**	○

# SCSI Hard Drive Configuration Charts

**Drive Size: 9.1 GB** **Model: 3391WS**



For Hot-Pluggable Drive Tray, connect SCSI ID Cable to this Connector



## SCSI ID Settings

SCSI ID	Bit 2	Bit 1	Bit 0
0	○	○	○
1	○	○	■
2	○	■	○
3	○	■	■
4	■	○	○
5	■	○	■
6	■	■	○

## Default Settings

Signal	Description	Jumper
S	Start Unit Command Enabled	■
	Parity Enabled**	n/a
W	Write Protect Disabled	○
X	Synch Data Transfer Enabled**	○

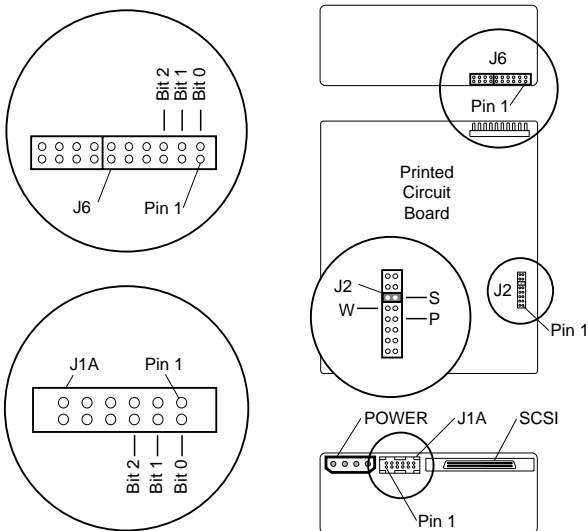
### NOTES:

1. All jumper and switch settings are shown in the factory default setting, including those not labeled.
2. Termination default is disabled/removed.

**Key** ○ Jumper NOT Installed  
● Jumper Installed  
\*\* Not Configurable

# SCSI Hard Drive Configuration Charts

Drive Size: **9.1 GB**      Model: **ST19171WS**



For Hot-Pluggable Drive Tray, connect SCSI ID Cable to this Connector

- NOTES:**
1. All jumper and switch settings are shown in the factory default setting, including those not labeled.
  2. Termination default is disabled/removed.

**Key** ○ Jumper NOT Installed  
● Jumper Installed

## SCSI ID Settings

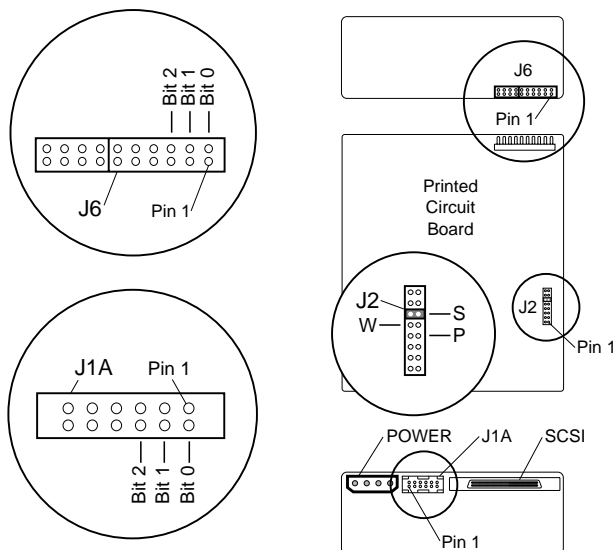
SCSI ID	Bit 2	Bit 1	Bit 0
0	○	○	○
1	○	○	●
2	○	●	○
3	○	●	●
4	●	○	○
5	●	○	●
6	●	●	○

## Default Settings

Signal	Description	Jumper
S	Start Unit Command Enabled	●●
P	Parity Enabled	○○
W	Write Protect Disabled	○○
	Synch Data Transfer Enabled	n/a

# SCSI Hard Drive Configuration Charts

**Drive Size: 9.1 GB** **Model: ST19101W**



For Hot-Pluggable Drive Tray, connect SCSI ID Cable to this Connector

## SCSI ID Settings

SCSI ID	Bit 2	Bit 1	Bit 0
0	○	○	○
1	○	○	■
2	○	■	○
3	○	■	■
4	■	○	○
5	■	○	■
6	■	■	○

## NOTES:

1. All jumper and switch settings are shown in the factory default setting, including those not labeled.
2. Termination default is disabled/removed.

## Default Settings

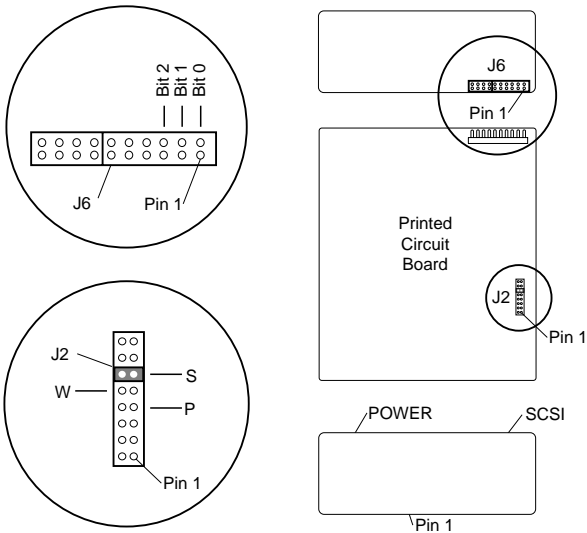
Signal	Description	Jumper
S	Start Unit Command Enabled	■ ■
P	Parity Enabled	○ ○
W	Write Protect Disabled	○ ○
	Synch Data Transfer Enabled	n/a

**Key** ○ Jumper NOT Installed  
■ Jumper Installed

\*\* Not Configurable

# SCSI Hard Drive Configuration Charts

Drive Size: **9.1 GB**      Model: **ST19171N**



For Hot-Pluggable Drive Tray, connect SCSI ID Cable to this Connector

- NOTES:**
1. All jumper and switch settings are shown in the factory default setting, including those not labeled.
  2. Termination default is disabled/removed.

**Key**    ○ Jumper NOT Installed  
          ● Jumper Installed

## SCSI ID Settings

SCSI ID	Bit 2	Bit 1	Bit 0
0	○	○	○
1	○	○	●
2	○	●	○
3	○	●	●
4	●	○	○
5	●	○	●
6	●	●	○

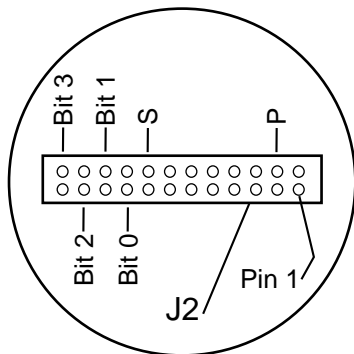
## Default Settings

Signal	Description	Jumper
S	Start Unit Command Enabled	●●
P	Parity Enabled	○○
W	Write Protect Disabled	○○
	Synch Data Transfer Enabled	n/a

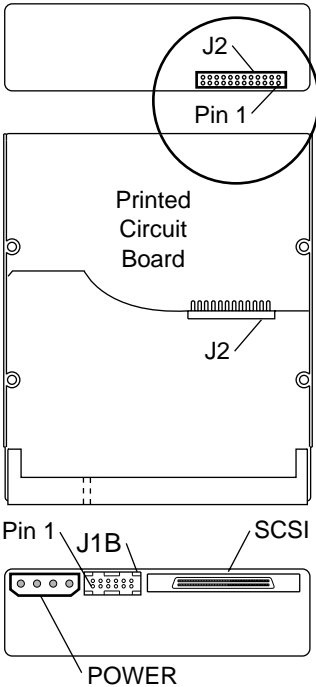


# SCSI Hard Drive Configuration Charts

Drive Size: **9.1 GB** Model: **DDRS-39130**



**IMPORTANT:**  
This drive is intended for non-pluggable applications only. Migration to a Pluggable Drive Tray is not supported.



- NOTES:**
1. All jumper and switch settings are shown in the factory default setting, including those not labeled.
  2. Termination default is disabled/removed.

## SCSI ID Settings

SCSI ID	Bit 2	Bit 1	Bit 0
0			
1			
2			
3			
4			
5			
6			

## Default Settings

Signal	Description	Jumper
S	Start Unit Command Enabled	
P	Parity Enabled	
W	Write Protect Disabled-	n/a
X	Synch Data Transfer Enabled	n/a

**Key** Jumper NOT Installed  
 Jumper Installed

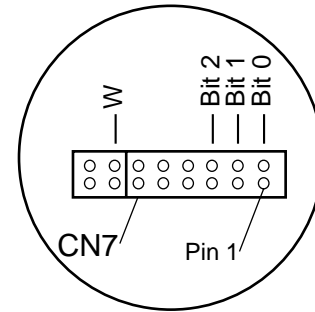
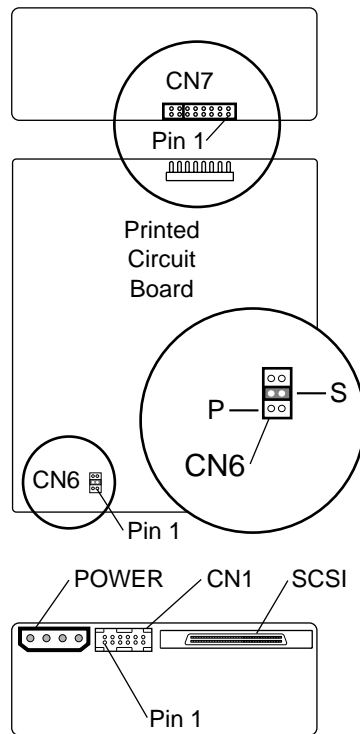
# SCSI Hard Drive Configuration Charts

Drive Size:

**9.1GB**

Model:

**MAB3091SP**



## IMPORTANT:

This drive is intended for non-pluggable applications only. Migration to a Pluggable Drive Tray is not supported.

## SCSI ID Settings

SCSI ID	Bit 2	Bit 1	Bit 0
0	○ ○	○ ○	○ ○
1	○ ○	○ ○	● ●
2	○ ○	● ●	○ ○
3	○ ○	● ●	● ●
4	● ●	○ ○	○ ○
5	● ●	○ ○	● ●
6	● ●	● ●	○ ○

## NOTES:

1. All jumper and switch settings are shown in the factory default setting, including those not labeled.
2. Termination default is disabled/removed.

## Default Settings

Signal	Description	Jumper
S	Start Unit Command Enabled	● ●
P	Parity Enabled	○ ○
W	Write Protect Disabled	○ ○
	Synch Data Transfer Enabled	n/a

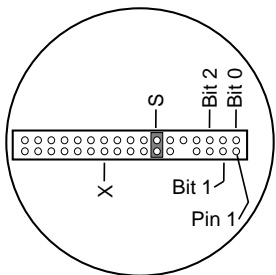
## CN6 Default Settings

Pins	Description	Jumper
1-2	SCSI Termination Resistor	○ ○
3-4	Start Unit Command Enabled	● ●
5-6	Setting Terminator Power Supplied	○ ○

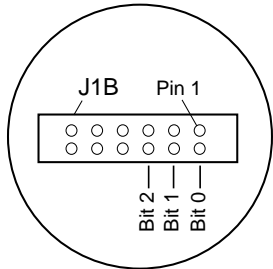
**Key** ○ Jumper NOT Installed  
● Jumper Installed

# SCSI Hard Drive Configuration Charts

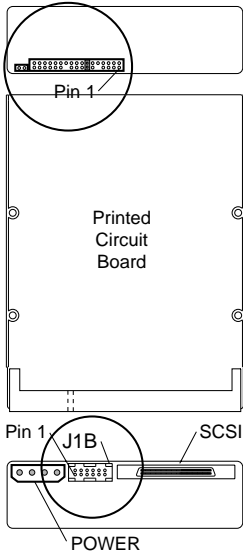
**Drive Size:** 4.3 GB **Model:** WDE4360W



For Hot-Pluggable Drive Tray, connect SCSI ID Cable to this Connector



For Hot-Pluggable Drive Tray, connect SCSI ID Cable to this Connector



## SCSI ID Settings

SCSI ID	Bit 2	Bit 1	Bit 0
0			
1			
2			
3			
4			
5			
6			

### NOTES:

1. All jumper and switch settings are shown in the factory default setting, including those not labeled.
2. Termination default is disabled/removed.

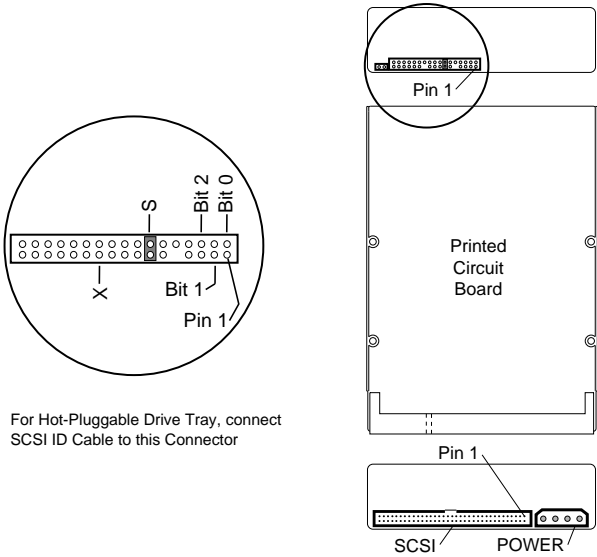
## Default Settings

Signal	Description	Jumper
S	Start Unit Command Enabled	
	Parity Enabled**	n/a
W	Write Protect Disabled	n/a
X	Synch Data Transfer Enabled	

**Key** Jumper NOT Installed  
 Jumper Installed  
\*\* Not Configurable

# SCSI Hard Drive Configuration Charts

Drive Size: **4.3 GB** Model: **WDE4360**



For Hot-Pluggable Drive Tray, connect SCSI ID Cable to this Connector

## SCSI ID Settings

SCSI ID	Bit 2	Bit 1	Bit 0
0			
1			
2			
3			
4			
5			
6			

- NOTES:**
1. All jumper and switch settings are shown in the factory default setting, including those not labeled.
  2. Termination default is disabled/removed.

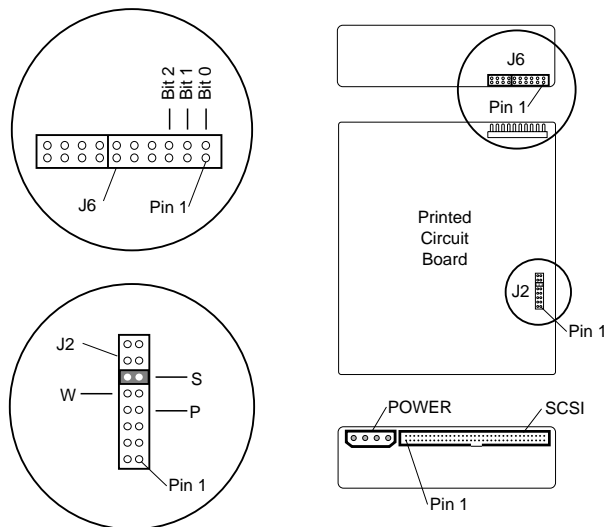
**Key** Jumper NOT Installed  
 Jumper Installed  
\*\* Not Configurable

## Default Settings

Signal	Description	Jumper
S	Start Unit Command Enabled	
	Parity Enabled**	n/a
W	Write Protect Disabled	n/a
X	Synch Data Transfer Enabled	

# SCSI Hard Drive Configuration Charts

**Drive Size:** 4.3 GB **Model:** ST34371N



For Hot-Pluggable Drive Tray, connect SCSI ID Cable to this Connector

## SCSI ID Settings

SCSI ID	Bit 2	Bit 1	Bit 0
0	○	○	○
1	○	○	■
2	○	■	○
3	○	■	■
4	■	○	○
5	■	○	■
6	■	■	○

## NOTES:

1. All jumper and switch settings are shown in the factory default setting, including those not labeled.
2. Termination default is disabled/removed.

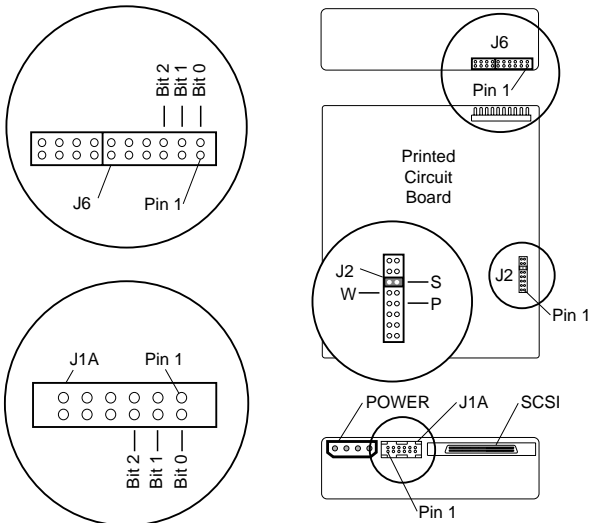
## Default Settings

Signal	Description	Jumper
S	Start Unit Command Enabled	■ ■
P	Parity Enabled	○ ○
W	Write Protect Disabled	○ ○
	Synch Data Transfer Enabled	n/a

**Key** ○ Jumper NOT Installed  
■ Jumper Installed

# SCSI Hard Drive Configuration Charts

Drive Size: **4.3 GB**      Model: **ST34371W**



- NOTES:**
1. All jumper and switch settings are shown in the factory default setting, including those not labeled.
  2. Termination default is disabled/removed.

**Key**    ○ Jumper NOT Installed  
          ● Jumper Installed

**SCSI ID Settings**

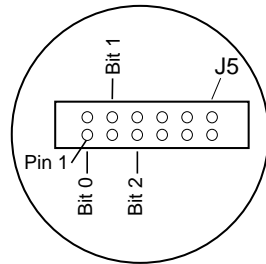
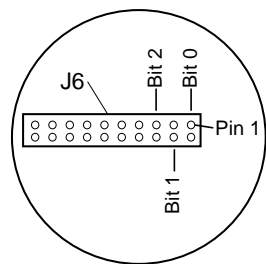
SCSI ID	Bit 2	Bit 1	Bit 0
0	○	○	○
1	○	○	●
2	○	●	○
3	○	●	●
4	●	○	○
5	●	○	●
6	●	●	○

**Default Settings**

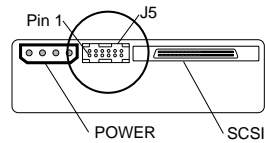
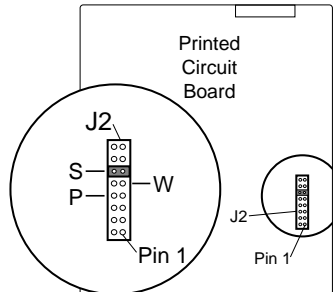
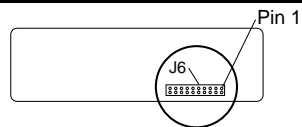
Signal	Description	Jumper
S	Start Unit Command Enabled	●●
P	Parity Enabled	○○
W	Write Protect Disabled	○○
	Synch Data Transfer Enabled	n/a

# SCSI Hard Drive Configuration Charts

**Drive Size: 4.3 GB** **Model: ST34501W**



For Hot-Pluggable Drive Tray, connect SCSI ID Cable to this Connector.



## SCSI ID Settings

SCSI ID	Bit 2	Bit 1	Bit 0
0	○	○	○
1	○	○	■
2	○	■	○
3	○	■	■
4	■	○	○
5	■	○	■
6	■	■	○

## NOTES:

1. All jumper and switch settings are shown in the factory default setting, including those not labeled.
2. Termination default is disabled/removed.

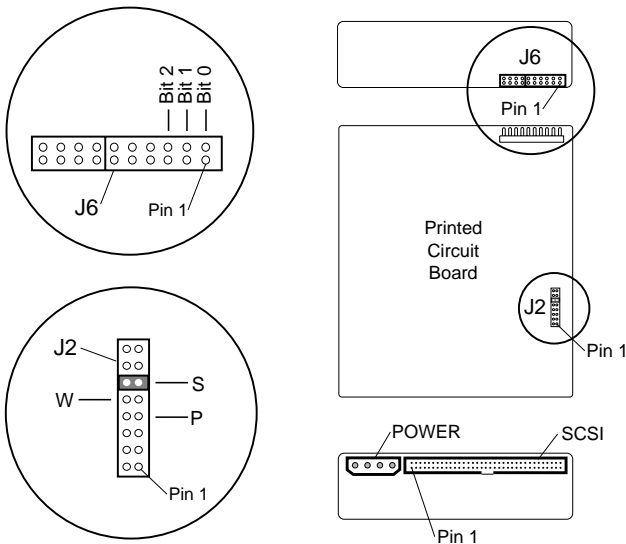
## Default Settings

Signal	Description	Jumper
S	Start Unit Command Enabled	■ ■
P	Parity Enabled	○ ○
W	Write Protect Disabled	○ ○

**Key** ○ Jumper NOT Installed  
 ■ Jumper Installed

# SCSI Hard Drive Configuration Charts

Drive Size: **4.3 GB**      Model: **ST34572N**



For Hot-Pluggable Drive Tray, connect SCSI ID Cable to this Connector

- NOTES:**
1. All jumper and switch settings are shown in the factory default setting, including those not labeled.
  2. Termination default is disabled/removed.

**Key** ○ Jumper NOT Installed  
● Jumper Installed

## SCSI ID Settings

SCSI ID	Bit 2	Bit 1	Bit 0
0	○	○	○
1	○	○	●
2	○	●	○
3	○	●	●
4	●	○	○
5	●	○	●
6	●	●	○

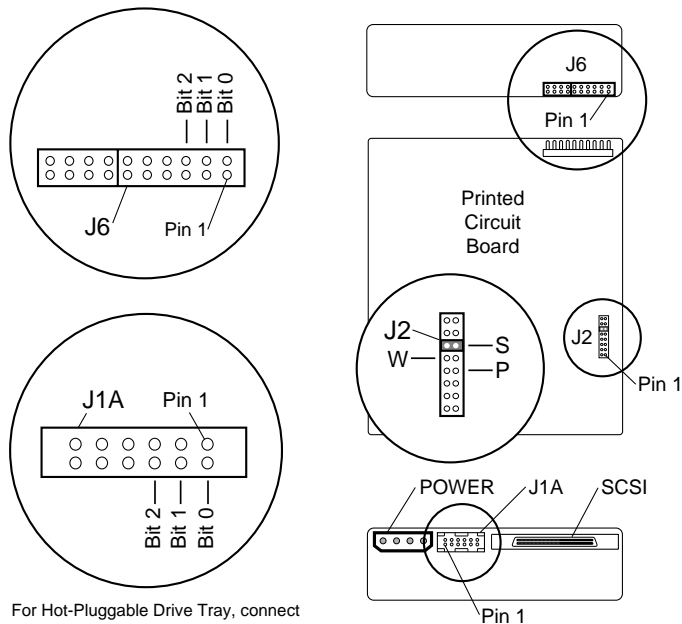
## Default Settings

Signal	Description	Jumper
S	Start Unit Command Enabled	●●
P	Parity Enabled	○○
W	Write Protect Disabled	○○
	Synch Data Transfer Enabled	n/a



# SCSI Hard Drive Configuration Charts

**Drive Size:** 4.3 GB **Model:** ST34572W



## NOTES:

1. All jumper and switch settings are shown in the factory default setting, including those not labeled.
2. Termination default is disabled/removed.

**Key** ○ Jumper NOT Installed  
● Jumper Installed

## SCSI ID Settings

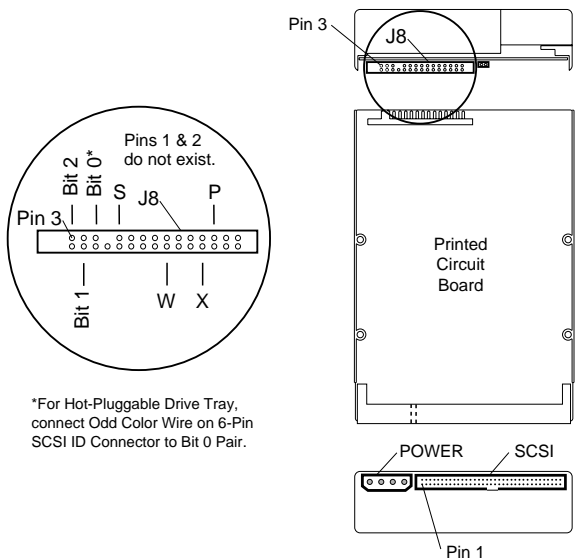
SCSI ID	Bit 2	Bit 1	Bit 0
0	○	○	○
1	○	○	●
2	○	●	○
3	○	●	●
4	●	○	○
5	●	○	●
6	●	●	○

## Default Settings

Signal	Description	Jumper
S	Start Unit Command Enabled	●●
P	Parity Enabled	○○
W	Write Protect Disabled	○○
	Synch Data Transfer Enabled	n/a

# SCSI Hard Drive Configuration Charts

Drive Size: **4.3 GB**      Model: **DCHS04Z**



\*For Hot-Pluggable Drive Tray,  
connect Odd Color Wire on 6-Pin  
SCSI ID Connector to Bit 0 Pair.

- NOTES:**
1. All jumper and switch settings are shown in the factory default setting, including those not labeled.
  2. Termination default is disabled/removed.

**Key**    ○ Jumper NOT Installed  
          ● Jumper Installed

**SCSI ID Settings**

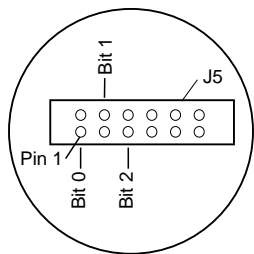
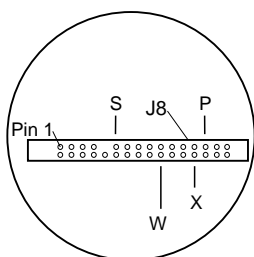
SCSI ID	Bit 2	Bit 1	Bit 0
0	○	○	○
1	○	○	●
2	○	●	○
3	○	●	●
4	●	○	○
5	●	○	●
6	●	●	○

**Default Settings**

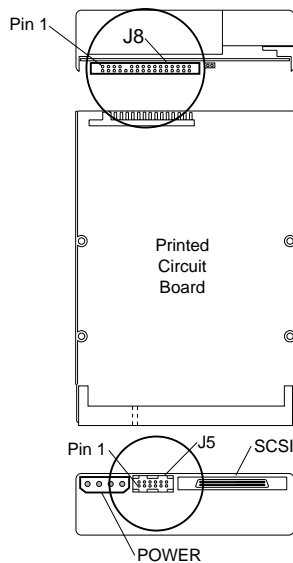
Signal	Description	Jumper
S	Autostart Enable	○
P	Parity Disable	○
W	Write Protect Enable	○
X	Synch Data Transfer Disable	○

# SCSI Hard Drive Configuration Charts

**Drive Size: 4.3 GB** **Model: DCHS04U**



For Hot-Pluggable Drive Tray, connect SCSI ID Cable to this Connector.



## SCSI ID Settings

SCSI ID	Bit 2	Bit 1	Bit 0
0			
1			
2			
3			
4			
5			
6			

## Default Settings

Signal	Description	Jumper
S	Autostart Enable	
P	Parity Disable	
W	Write Protect Enable	
X	Synch Data Transfer Disable	

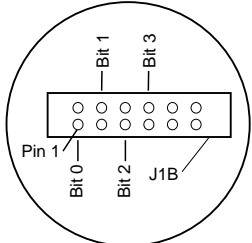
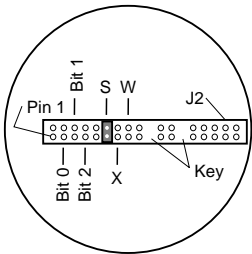
**Key** Jumper NOT Installed  
 Jumper Installed

## NOTES:

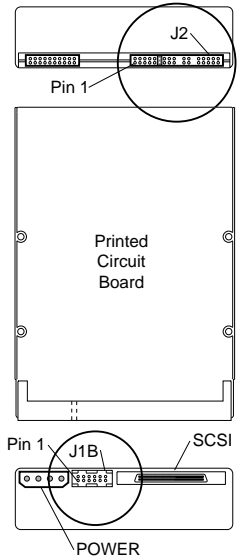
1. All jumper and switch settings are shown in the factory default setting, including those not labeled.
2. Termination default is disabled/removed.

# SCSI Hard Drive Configuration Charts

Drive Size: **4.3 GB**      Model: **4345WS**



For Hot-Pluggable Drive Tray, connect SCSI ID Cable to this Connector



- NOTES:**
1. All jumper and switch settings are shown in the factory default setting, including those not labeled.
  2. Termination default is disabled/removed.

**Key**    Jumper NOT Installed  
 Jumper Installed  
\*\* Not Configurable

## SCSI ID Settings

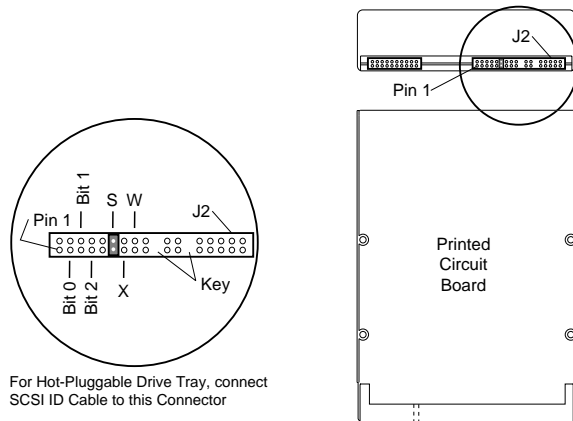
SCSI ID	Bit 2	Bit 1	Bit 0
0			
1			
2			
3			
4			
5			
6			

## Default Settings

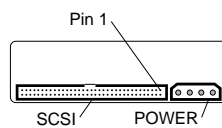
Signal	Description	Jumper
S	Start Unit Command Enabled	
	Parity Enabled**	n/a
W	Write Protect Disabled	
X	Synch Data Transfer Enabled**	

# SCSI Hard Drive Configuration Charts

**Drive Size:** 4.3 GB **Model:** 4345NS



For Hot-Pluggable Drive Tray, connect SCSI ID Cable to this Connector



## SCSI ID Settings

SCSI ID	Bit 2	Bit 1	Bit 0
0	○	○	○
1	○	○	■
2	○	■	○
3	○	■	■
4	■	○	○
5	■	○	■
6	■	■	○

## NOTES:

1. All jumper and switch settings are shown in the factory default setting, including those not labeled.
2. Termination default is disabled/removed.

## Default Settings

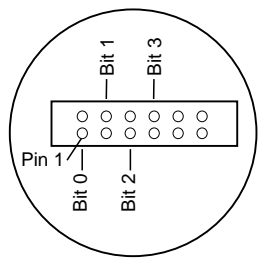
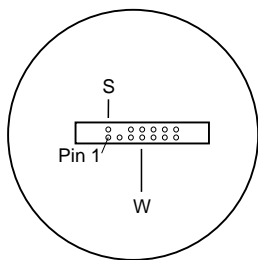
Signal	Description	Jumper
S	Start Unit Command Enabled	■
	Parity Enabled**	n/a
W	Write Protect Disabled	○
X	Synch Data Transfer Enabled**	○

**Key** ○ Jumper NOT Installed  
■ Jumper Installed  
\*\* Not Configurable

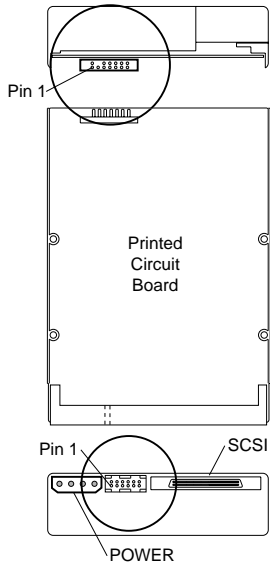
# SCSI Hard Drive Configuration Charts

Drive Size: 4.3 GB

Model: XP34300w



For Hot-Pluggable Drive Tray, connect SCSI ID Cable to this Connector.



- NOTES:**
- 1. All jumper and switch settings are shown in the factory default setting, including those not labeled.
  - 2. Termination default is disabled/removed.

**Key** ○ Jumper NOT Installed  
● Jumper Installed  
\*\* Not Configurable

SCSI ID Settings

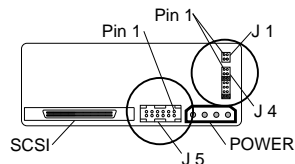
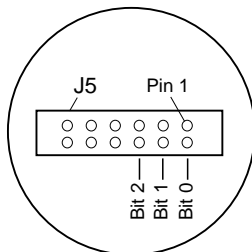

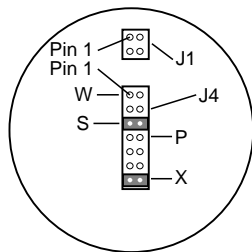
SCSI ID	Bit 2	Bit 1	Bit 0
0	○	○	○
1	○	○	●
2	○	●	○
3	○	●	●
4	●	○	○
5	●	○	●
6	●	●	○

Default Settings

Signal	Description	
S	Start Unit Command Enabled	○
	Parity Enabled	n/a
W	Write Protect Disabled	○
	Synch Data Transfer Enabled**	n/a

# SCSI Hard Drive Configuration Charts

Drive Size: **4.3 GB** Model: **ST15150W**



For Hot-Pluggable Drive Tray, connect SCSI ID Cable to this Connector.

## NOTES:

1. All jumper and switch settings are shown in the factory default setting, including those not labeled.
2. Termination default is disabled/removed.

**Key** ○○ Jumper NOT Installed  
●● Jumper Installed

## SCSI ID Settings

SCSI ID	Bit 2	Bit 1	Bit 0
0	○○	○○	○○
1	○○	○○	●●
2	○○	●●	○○
3	○○	●●	●●
4	●●	○○	○○
5	●●	○○	●●
6	●●	●●	○○

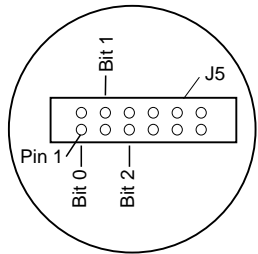
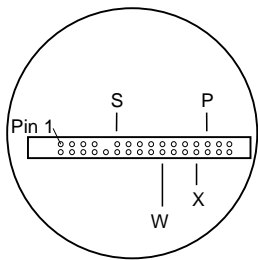
## Default Settings

Signal	Description	Jumper
S	Start Unit Command Enabled	●●
P	Parity Enabled	○○
W	Write Protect Disabled	○○
X	Synch Data Transfer Enabled	●●

**Key** ○○ Jumper NOT Installed  
●● Jumper Installed

# SCSI Hard Drive Configuration Charts

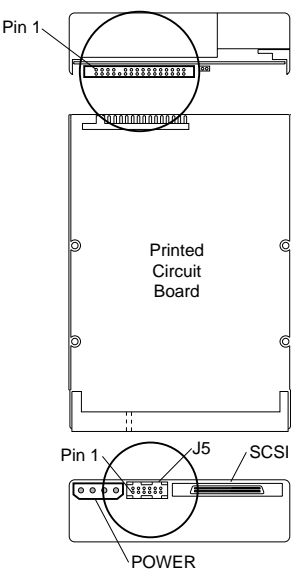
Drive Size: **4.3 GB**      Model: **DFHSS4W**



For Hot-Pluggable Drive Tray, connect SCSI ID Cable to this Connector.

- NOTES:**
- 1. All jumper and switch settings are shown in the factory default setting, including those not labeled.
  - 2. Termination default is disabled/removed.

**Key**    Jumper NOT Installed  
 Jumper Installed



## SCSI ID Settings

SCSI ID	Bit 2	Bit 1	Bit 0
0			
1			
2			
3			
4			
5			
6			

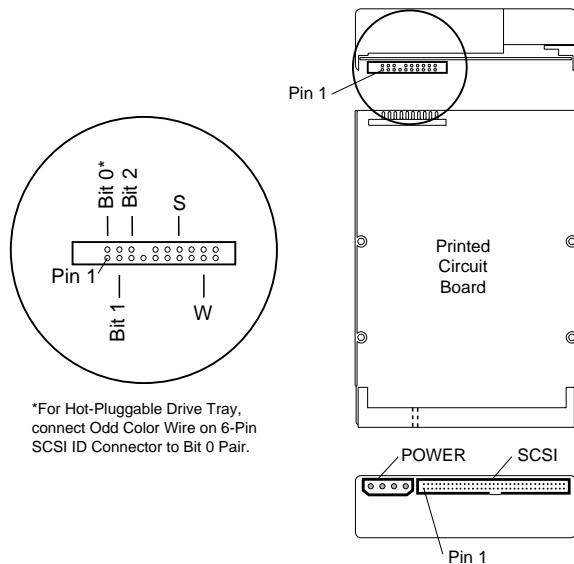
## Default Settings

Signal	Description	Jumper
S	Start Unit Command Enabled	
P	Parity Enabled	
W	Write Protect Disabled	
X	Synch Data Transfer Enabled	



# SCSI Hard Drive Configuration Charts

Drive Size: **4.3 GB** Model: **XP34300**



\*For Hot-Pluggable Drive Tray, connect Odd Color Wire on 6-Pin SCSI ID Connector to Bit 0 Pair.

## NOTES:

1. All jumper and switch settings are shown in the factory default setting, including those not labeled.
2. Termination default is disabled/removed.

## SCSI ID Settings

SCSI ID	Bit 2	Bit 1	Bit 0
0	○	○	○
1	○	○	■
2	○	■	○
3	○	■	■
4	■	○	○
5	■	○	■
6	■	■	○

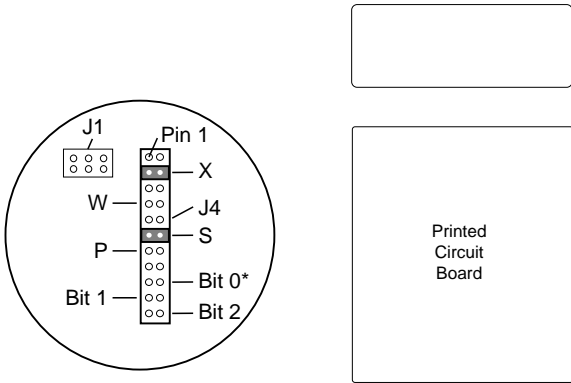
## Default Settings

Signal	Description	Jumper
S	Start Unit Command Enabled	○
P	Parity Enabled**	n/a
W	Write Protect Disabled	○
X	Synch Data Transfer Enabled**	n/a

**Key** ○ Jumper NOT Installed  
 ■ Jumper Installed  
 \*\* Not Configurable

# SCSI Hard Drive Configuration Charts

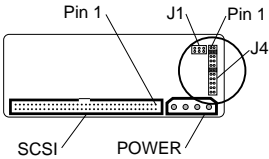
Drive Size: 4.3 GB      Model: ST15150N



- NOTES:**
- 1. All jumper and switch settings are shown in the factory default setting, including those not labeled.
  - 2. Termination default is disabled/removed.

**Key**    ○○ Jumper NOT Installed  
          ●● Jumper Installed

**Key**    ○○ Jumper NOT Installed  
          ●● Jumper Installed



SCSI ID Settings

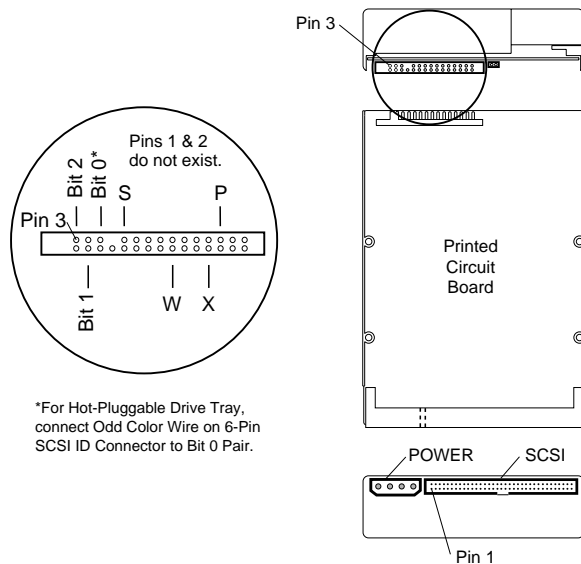
SCSI ID	Bit 2	Bit 1	Bit 0
0	○	○	○
1	○	○	●
2	○	●	○
3	○	●	●
4	●	○	○
5	●	○	●
6	●	●	○

Default Settings

Signal	Description	Jumper
S	Start Unit Command Enabled	●●
P	Parity Enabled	○○
W	Write Protect Disabled	○○
X	Synch Data Transfer Enabled	●●

# SCSI Hard Drive Configuration Charts

Drive Size: **4.3 GB** Model: **DFHSS4F**



\*For Hot-Pluggable Drive Tray, connect Odd Color Wire on 6-Pin SCSI ID Connector to Bit 0 Pair.

## SCSI ID Settings

SCSI ID	Bit 2	Bit 1	Bit 0
0	○	○	○
1	○	○	■
2	○	■	○
3	○	■	■
4	■	○	○
5	■	○	■
6	■	■	○

## NOTES:

1. All jumper and switch settings are shown in the factory default setting, including those not labeled.
2. Termination default is disabled/removed.

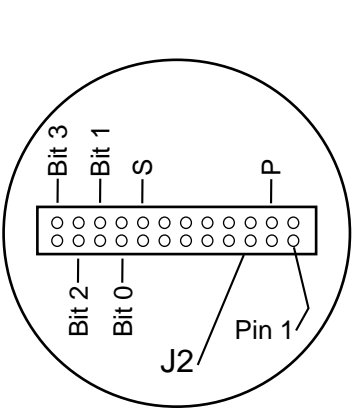
## Default Settings

Signal	Description	Jumper
S	Start Unit Command Enabled	○
P	Parity Enabled	○
W	Write Protect Disabled	○
X	Synch Data Transfer Enabled	○

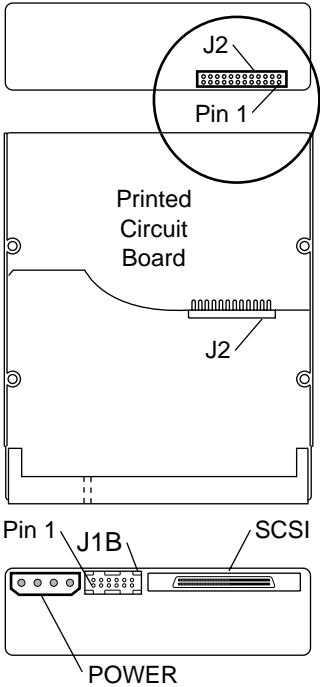
Key ○ Jumper NOT Installed  
■ Jumper Installed

# SCSI Hard Drive Configuration Charts

Drive Size: **4.3 GB**      Model: **DDRS-34560**



**IMPORTANT:**  
This drive is intended for non-pluggable applications only. Migration to a Pluggable Drive Tray is not supported.



- NOTES:**
1. All jumper and switch settings are shown in the factory default setting, including those not labeled.
  2. Termination default is disabled/removed.

## SCSI ID Settings

SCSI ID	Bit 2	Bit 1	Bit 0
0			
1			
2			
3			
4			
5			
6			

## Default Settings

Signal	Description	Jumper
S	Start Unit Command Enabled	
P	Parity Enabled	
W	Write Protect Disabled-	n/a
X	Synch Data Transfer Enabled	n/a

**Key** Jumper NOT Installed  
 Jumper Installed

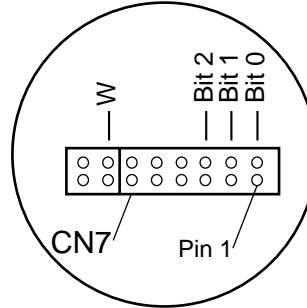
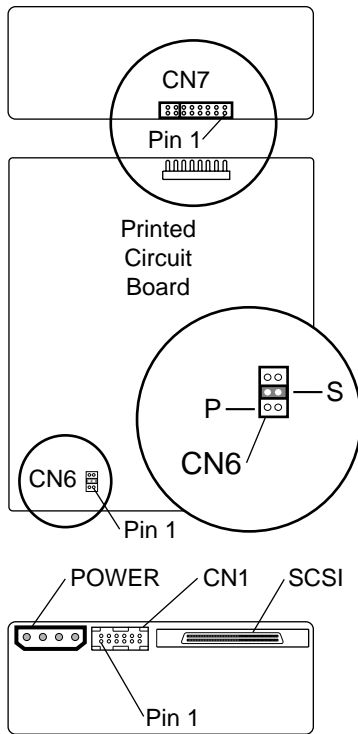
# SCSI Hard Drive Configuration Charts

Drive Size:

**4.3 GB**

Model:

**MAB3045SP**



## IMPORTANT:

This drive is intended for non-pluggable applications only. Migration to a Pluggable Drive Tray is not supported.

## SCSI ID Settings

SCSI ID	Bit 2	Bit 1	Bit 0
0	○	○	○
1	○	○	●
2	○	●	○
3	○	●	●
4	●	○	○
5	●	○	●
6	●	●	○

## NOTES:

1. All jumper and switch settings are shown in the factory default setting, including those not labeled.
2. Termination default is disabled/removed.

## Default Settings

Signal	Description	Jumper
S	Start Unit Command Enabled	●●
P	Parity Enabled	○○
W	Write Protect Disabled	○○
	Synch Data Transfer Enabled	n/a

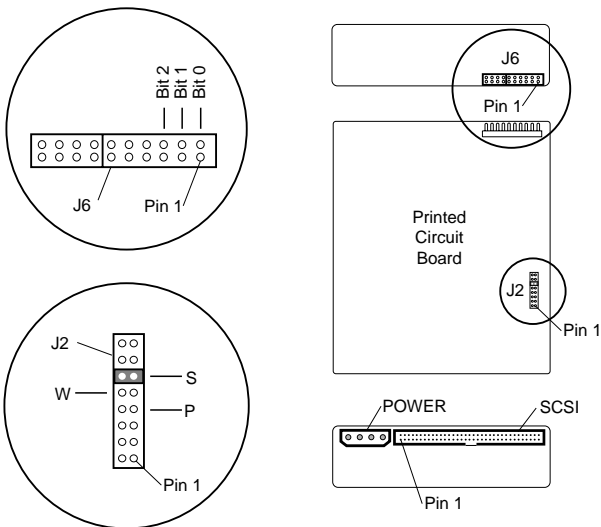
## CN6 Default Settings

Pins	Description	Jumper
1-2	SCSI Termination Resistor	○○
3-4	Start Unit Command Enabled	●●
5-6	Setting Terminator Power Supplied	○○

**Key** ○ Jumper NOT Installed  
● Jumper Installed

# SCSI Hard Drive Configuration Charts

Drive Size: **4.2 GB** Model: **CUDA**



For Hot-Pluggable Drive Tray, connect SCSI ID Cable to this Connector

- NOTES:**
1. All jumper and switch settings are shown in the factory default setting, including those not labeled.
  2. Termination default is disabled/removed.

**Key** ○ Jumper NOT Installed  
● Jumper Installed

## SCSI ID Settings

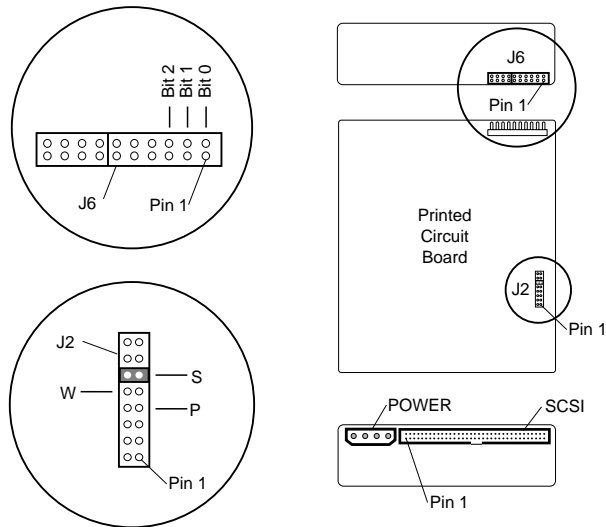
SCSI ID	Bit 2	Bit 1	Bit 0
0	○	○	○
1	○	○	●
2	○	●	○
3	○	●	●
4	●	○	○
5	●	○	●
6	●	●	○

## Default Settings

Signal	Description	Jumper
S	Start Unit Command Enabled	●●
P	Parity Enabled	○○
W	Write Protect Disabled	○○
	Synch Data Transfer Enabled	n/a

# SCSI Hard Drive Configuration Charts

**Drive Size: 4.2 GB** **Model: CUDA**



For Hot-Pluggable Drive Tray, connect SCSI ID Cable to this Connector

## SCSI ID Settings

SCSI ID	Bit 2	Bit 1	Bit 0
0	○	○	○
1	○	○	■
2	○	■	○
3	○	■	■
4	■	○	○
5	■	○	■
6	■	■	○

## NOTES:

1. All jumper and switch settings are shown in the factory default setting, including those not labeled.
2. Termination default is disabled/removed.

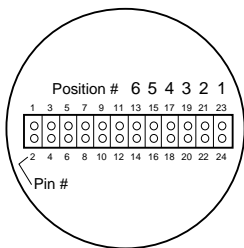
## Default Settings

Signal	Description	Jumper
S	Start Unit Command Enabled	■ ■
P	Parity Enabled	○ ○
W	Write Protect Disabled	○ ○
	Synch Data Transfer Enabled	n/a

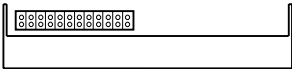
**Key** ○ Jumper NOT Installed  
■ Jumper Installed

# SCSI Hard Drive Configuration Charts

Drive Size: **2150 MB**      Model: **ORION**



IBM Drive  
Assembly Number 247266



SCSI ID Settings

SCSI ID	Position #					
	6	5	4	3	2	1
0						
1						
2						
3						
4						
5						
6						
7						

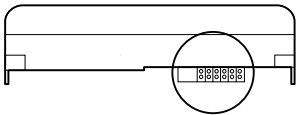
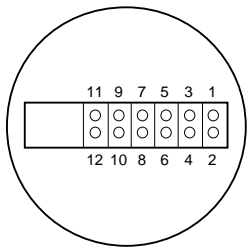
Key Jumper NOT Installed  
 Jumper Installed



# SCSI Hard Drive Configuration Charts

Drive Size: **2.15 GB**

Model: **ST32155N**



Seagate Drive  
Assembly Number 243019

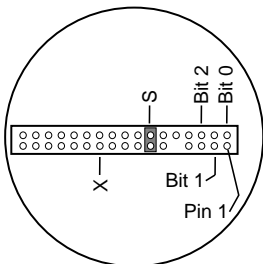
SCSI ID Settings

SCSI ID	1-2	3-4	5-6	7-8	9-10	11-12
0						
1						
2						
3						
4						
5						
6						
7						

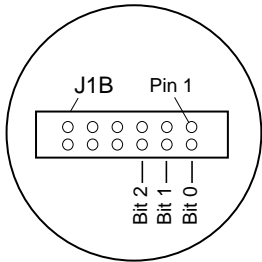
**Key** Jumper NOT Installed  
 Jumper Installed

# SCSI Hard Drive Configuration Charts

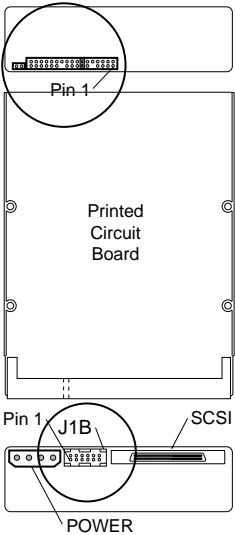
Drive Size: **2.1 GB**      Model: **WDE2170W**



For Hot-Pluggable Drive Tray, connect SCSI ID Cable to this Connector



For Hot-Pluggable Drive Tray, connect SCSI ID Cable to this Connector



### SCSI ID Settings

SCSI ID	Bit 2	Bit 1	Bit 0
0			
1			
2			
3			
4			
5			
6			

- NOTES:**
1. All jumper and switch settings are shown in the factory default setting, including those not labeled.
  2. Termination default is disabled/removed.

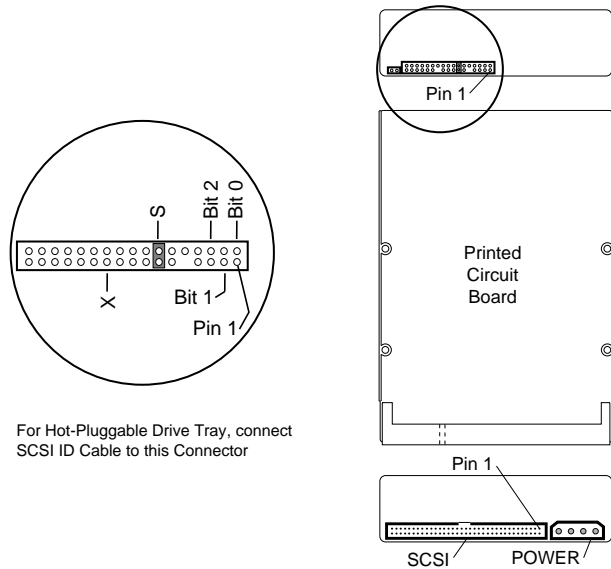
**Key** Jumper NOT Installed  
 Jumper Installed  
\*\* Not Configurable

### Default Settings

Signal	Description	Jumper
S	Start Unit Command Enabled	
	Parity Enabled**	n/a
W	Write Protect Disabled	n/a
X	Synch Data Transfer Enabled	

# SCSI Hard Drive Configuration Charts

Drive Size: **2.1 GB** Model: **WDE2170**



## NOTES:

1. All jumper and switch settings are shown in the factory default setting, including those not labeled.
2. Termination default is disabled/removed.

**Key** ○ Jumper NOT Installed  
● Jumper Installed  
\*\* Not Configurable

## SCSI ID Settings

SCSI ID	Bit 2	Bit 1	Bit 0
0	○	○	○
1	○	○	●
2	○	●	○
3	○	●	●
4	●	○	○
5	●	○	●
6	●	●	○

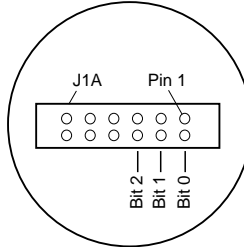
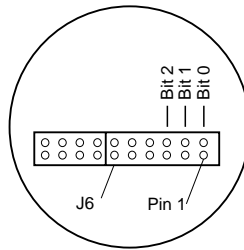
## Default Settings

Signal	Description	Jumper
S	Start Unit Command Enabled	●
	Parity Enabled**	n/a
W	Write Protect Disabled	n/a
X	Synch Data Transfer Enabled	○

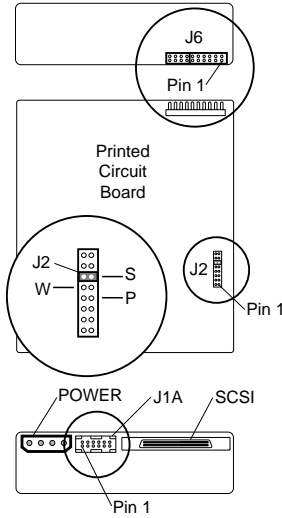
# SCSI Hard Drive Configuration Charts

**Drive Size: 2.1 GB**

**Model: ST32171W**



For Hot-Pluggable Drive Tray, connect SCSI ID Cable to this Connector



## NOTES:

1. All jumper and switch settings are shown in the factory default setting, including those not labeled.
2. Termination default is disabled/removed.

**Key** ○ Jumper NOT Installed  
● Jumper Installed

## SCSI ID Settings

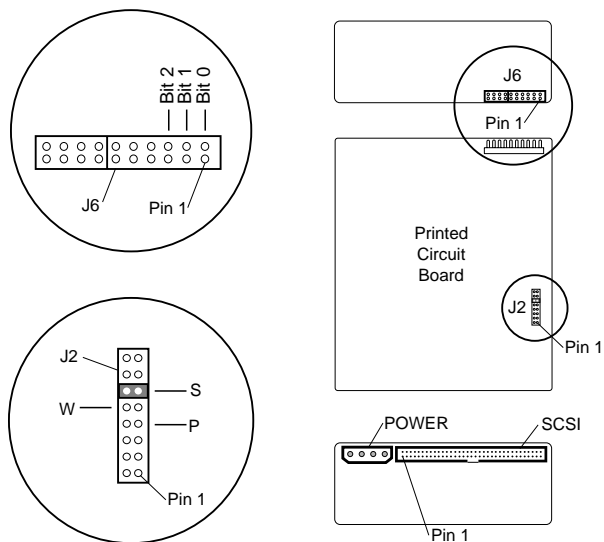
SCSI ID	Bit 2	Bit 1	Bit 0
0	○	○	○
1	○	○	●
2	○	●	○
3	○	●	●
4	●	○	○
5	●	○	●
6	●	●	○

## Default Settings

Signal	Description	Jumper
S	Start Unit Command Enabled	●●
P	Parity Enabled	○○
W	Write Protect Disabled	○○
	Synch Data Transfer Enabled	n/a

# SCSI Hard Drive Configuration Charts

**Drive Size: 2.1 GB      Model: ST32171N**



For Hot-Pluggable Drive Tray, connect SCSI ID Cable to this Connector

## SCSI ID Settings

SCSI ID	Bit 2	Bit 1	Bit 0
0	○	○	○
1	○	○	■
2	○	■	○
3	○	■	■
4	■	○	○
5	■	○	■
6	■	■	○

## NOTES:

1. All jumper and switch settings are shown in the factory default setting, including those not labeled.
2. Termination default is disabled/removed.

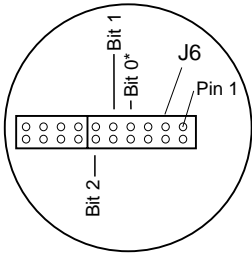
## Default Settings

Signal	Description	Jumper
S	Start Unit Command Enabled	■ ■
P	Parity Enabled	○ ○
W	Write Protect Disabled	○ ○
	Synch Data Transfer Enabled	n/a

**Key** ○ Jumper NOT Installed  
■ Jumper Installed

# SCSI Hard Drive Configuration Charts

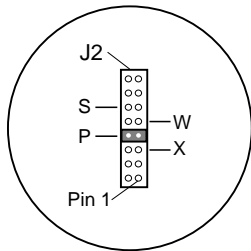
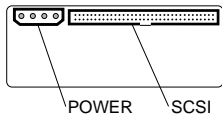
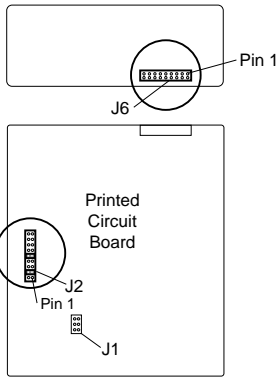
Drive Size: **2.1 GB**      Model: **ST32430N**



\*For Hot-Pluggable Drive Tray, connect Odd Color Wire on 6-Pin SCSI ID Connector to Bit 0 Pair.

**NOTES:**

- 1. All jumper and switch settings are shown in the factory default setting, including those not labeled.
- 2. Termination default is disabled/removed.



**SCSI ID Settings**

SCSI ID	Bit 2	Bit 1	Bit 0
0	○	○	○
1	○	○	■
2	○	■	○
3	○	■	■
4	■	○	○
5	■	○	■
6	■	■	○

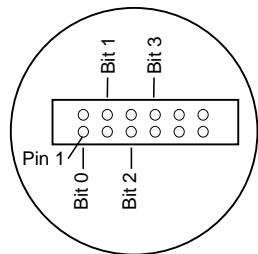
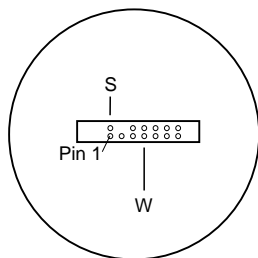
**Default Settings**

Signal	Description	Jumper
S	Start Unit Command Enabled	○
P	Parity Enabled	■
W	Write Protect Disabled	○
X	Synch Data Transfer Enabled	■

**Key** ○ Jumper NOT Installed  
■ Jumper Installed

# SCSI Hard Drive Configuration Charts

Drive Size: **2.1 GB** Model: **XP32150W**

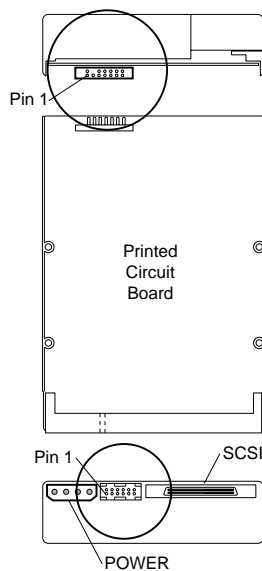


For Hot-Pluggable Drive Tray, connect SCSI ID Cable to this Connector.

## NOTES:

1. All jumper and switch settings are shown in the factory default setting, including those not labeled.
2. Termination default is disabled/removed.

**Key** ○ Jumper NOT Installed  
● Jumper Installed  
\*\*Not Configurable



## SCSI ID Settings

SCSI ID	Bit 2	Bit 1	Bit 0
0	○	○	○
1	○	○	●
2	○	●	○
3	○	●	●
4	●	○	○
5	●	○	●
6	●	●	○

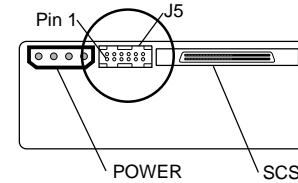
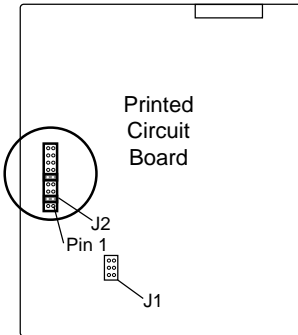
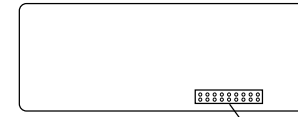
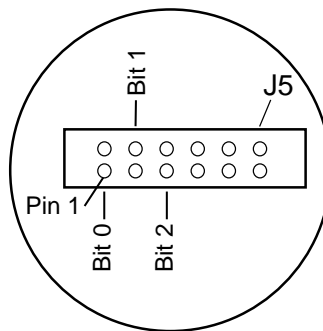
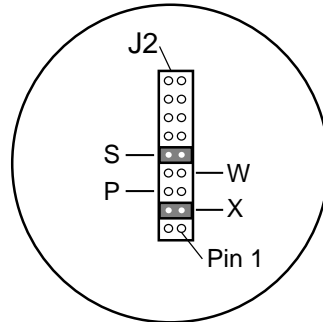
## Default Settings

Signal	Description	Jumper
S	Start Unit Command Enabled	○
	Parity Enabled**	n/a
W	Write Protect Disabled	○
	Synch Data Transfer Enabled**	n/a

# SCSI Hard Drive Configuration Charts

Drive Size: **2.1 GB**

Model: **ST32550W**



For Hot-Pluggable Drive Tray, connect SCSI ID Cable to this Connector.

## NOTES:

1. All jumper and switch settings are shown in the factory default setting, including those not labeled.
2. Termination default is disabled/removed.

**Key** ○ Jumper NOT Installed  
● Jumper Installed

## SCSI ID Settings

SCSI ID	Bit 2	Bit 1	Bit 0
0	○	○	○
1	○	○	●
2	○	●	○
3	○	●	●
4	●	○	○
5	●	○	●
6	●	●	○

## Default Settings

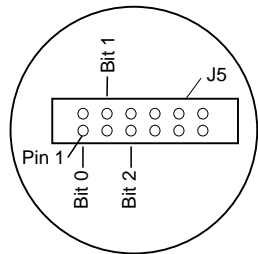
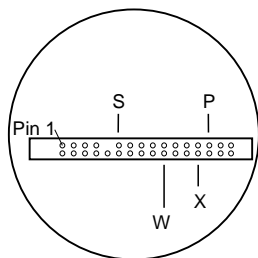
Signal	Description	Jumper
S	Start Unit Command Enabled	●●
P	Parity Enabled	○○
W	Write Protect Disabled	○○
X	Synch Data Transfer Enabled	●●

**Key** ○○ Jumper NOT Installed  
●● Jumper Installed



# SCSI Hard Drive Configuration Charts

Drive Size: **2.1 GB** Model: **DFHSS2W**

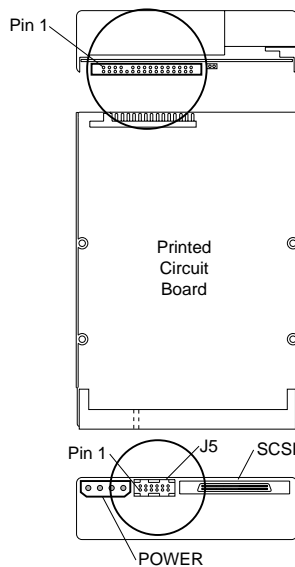


For Hot-Pluggable Drive Tray, connect SCSI ID Cable to this Connector.

## NOTES:

1. All jumper and switch settings are shown in the factory default setting, including those not labeled.
2. Termination default is disabled/removed.

**Key** ○ Jumper NOT Installed  
● Jumper Installed



## SCSI ID Settings

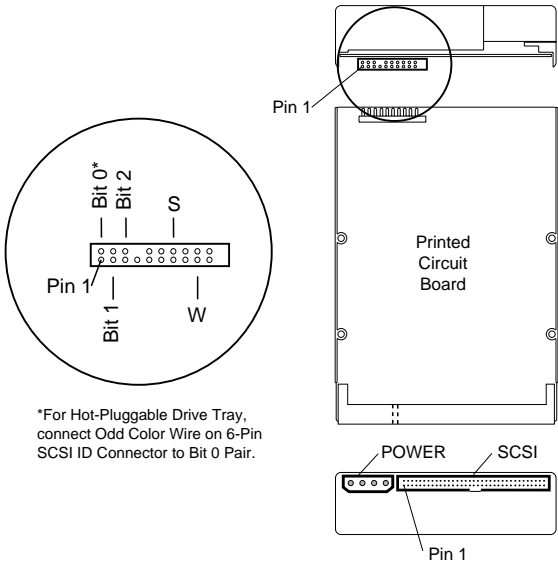
SCSI ID	Bit 2	Bit 1	Bit 0
0	○	○	○
1	○	○	●
2	○	●	○
3	○	●	●
4	●	○	○
5	●	○	●
6	●	●	○

## Default Settings

Signal	Description	Jumper
S	Start Unit Command Enabled	○
P	Parity Enabled	○
W	Write Protect Disabled	○
X	Synch Data Transfer Enabled	○

# SCSI Hard Drive Configuration Charts

Drive Size: **2.1 GB**      Model: **XP32150**



\*For Hot-Pluggable Drive Tray, connect Odd Color Wire on 6-Pin SCSI ID Connector to Bit 0 Pair.

- NOTES:**
- 1. All jumper and switch settings are shown in the factory default setting, including those not labeled.
  - 2. Termination default is disabled/removed.

SCSI ID Settings

SCSI ID	Bit 2	Bit 1	Bit 0
0	○	○	○
1	○	○	■
2	○	■	○
3	○	■	■
4	■	○	○
5	■	○	■
6	■	■	○

Default Settings

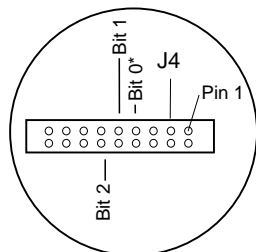
Signal	Description	Jumper
S	Start Unit Command Enabled	○
	Parity Enabled**	n/a
W	Write Protect Disabled	○
	Synch Data Transfer Enabled**	n/a

**Key** ○ Jumper NOT Installed  
■ Jumper Installed

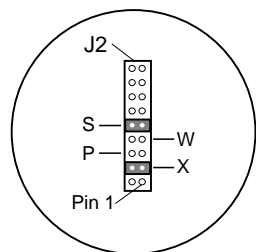
\*\* Not Configurable

# SCSI Hard Drive Configuration Charts

Drive Size: **2.1 GB** Model: **ST32550N**



\*For Hot-Pluggable Drive Tray, connect Odd Color Wire on 6-Pin SCSI ID Connector to Bit 0 Pair.

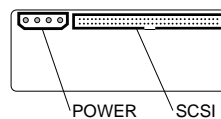
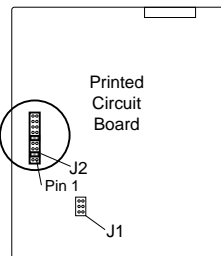
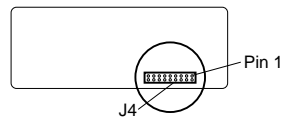


## NOTES:

1. All jumper and switch settings are shown in the factory default setting, including those not labeled.
2. Termination default is disabled/removed.

**Key** ○ Jumper NOT Installed  
● Jumper Installed

**Key** ○○ Jumper NOT Installed  
●● Jumper Installed



## SCSI ID Settings

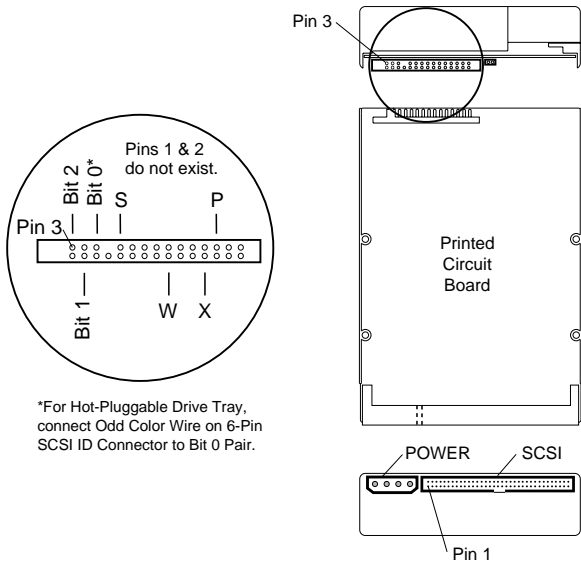
SCSI ID	Bit 2	Bit 1	Bit 0
0	○	○	○
1	○	○	●
2	○	●	○
3	○	●	●
4	●	○	○
5	●	○	●
6	●	●	○

## Default Settings

Signal	Description	Jumper
S	Start Unit Command Enabled	●●
P	Parity Enabled	○○
W	Write Protect Disabled	○○
X	Synch Data Transfer Enabled	●●

# SCSI Hard Drive Configuration Charts

Drive Size: **2.1 GB**      Model: **DFHSS2F**



- NOTES:**
- 1. All jumper and switch settings are shown in the factory default setting, including those not labeled.
  - 2. Termination default is disabled/removed.

### SCSI ID Settings

SCSI ID	Bit 2	Bit 1	Bit 0
0			
1			
2			
3			
4			
5			
6			

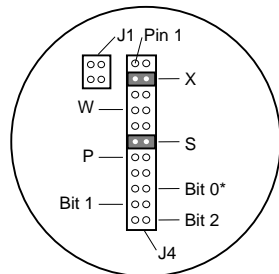
### Default Settings

Signal	Description	Jumper
S	Start Unit Command Enabled	
P	Parity Enabled	
W	Write Protect Disabled	
X	Synch Data Transfer Enabled	

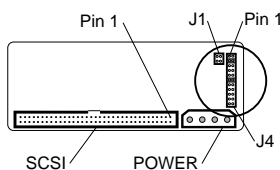
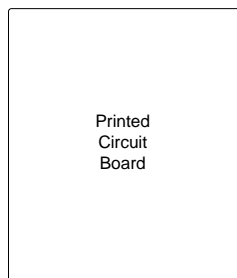
**Key** Jumper NOT Installed  
 Jumper Installed

# SCSI Hard Drive Configuration Charts

Drive Size: **2.1 GB** Model: **ST12550N**



\*For Hot-Pluggable Drive Tray, connect Odd Color Wire on 6-Pin SCSI ID Connector to Bit 0 Pair.



## SCSI ID Settings

SCSI ID	Bit 2	Bit 1	Bit 0
0	○	○	○
1	○	○	■
2	○	■	○
3	○	■	■
4	■	○	○
5	■	○	■
6	■	■	○

## Default Settings

Signal	Description	Jumper
S	Start Unit Command Enabled	■
P	Parity Enabled	○
W	Write Protect Disabled	○
X	Synch Data Transfer Enabled	■

### NOTES:

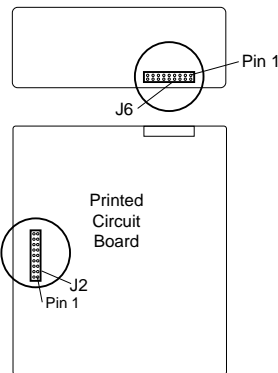
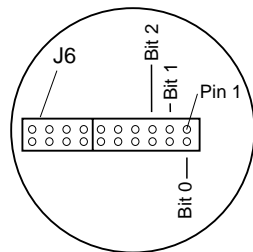
1. All jumper and switch settings are shown in the factory default setting, including those not labeled.
2. Termination default is disabled/removed.

**Key** ○ Jumper NOT Installed  
■ Jumper Installed



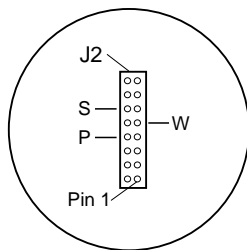
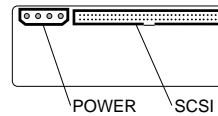
# SCSI Hard Drive Configuration Charts

**Drive Size: 1080 MB** **Model: ST31055N**



## NOTES:

1. All jumper and switch settings are shown in the factory default setting, including those not labeled.
2. Termination default is disabled/removed.



## SCSI ID Settings

SCSI ID	Bit 2	Bit 1	Bit 0
0	○	○	○
1	○	○	■
2	○	■	○
3	○	■	■
4	■	○	○
5	■	○	■
6	■	■	○

## J2 Default Settings

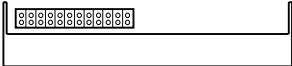
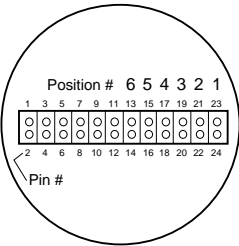
Signal	Description	Jumper
S	Start Unit Command Enabled	○
P	Parity Enabled	○
W	Write Protect Disabled	○

**Key** ○ Jumper NOT Installed  
■ Jumper Installed

# SCSI Hard Drive Configuration Charts

Drive Size: 1080 MB      Model: ORION

IBM Drive  
Assembly Number 186434



SCSI ID Settings

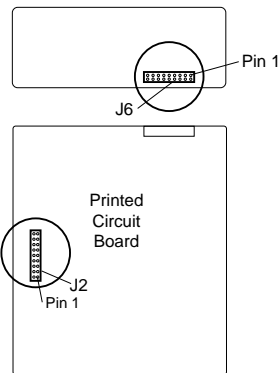
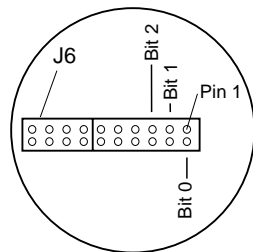
SCSI ID	Position #					
	6	5	4	3	2	1
0	○	○	○	○	○	○
1	○	○	●	○	○	○
2	○	○	○	●	○	○
3	○	○	●	●	○	○
4	○	○	○	○	●	○
5	○	○	●	○	●	○
6	○	○	○	●	●	○
7	○	○	●	●	●	○

Key ○ Jumper NOT Installed  
● Jumper Installed



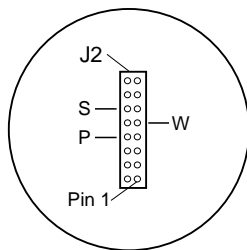
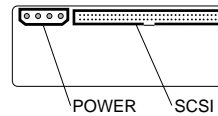
# SCSI Hard Drive Configuration Charts

**Drive Size: 1080 MB**      **Model: ST31055N**



## NOTES:

1. All jumper and switch settings are shown in the factory default setting, including those not labeled.
2. Termination default is disabled/removed.



## SCSI ID Settings

SCSI ID	Bit 2	Bit 1	Bit 0
0	○	○	○
1	○	○	■
2	○	■	○
3	○	■	■
4	■	○	○
5	■	○	■
6	■	■	○

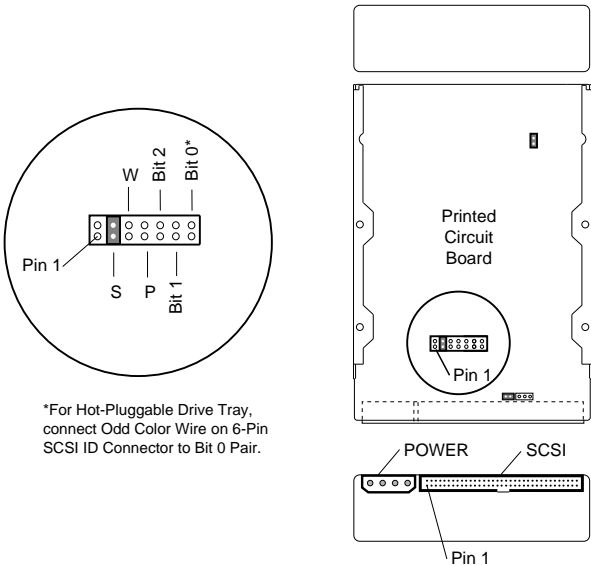
## J2 Default Settings

Signal	Description	Jumper
S	Start Unit Command Enabled	○
P	Parity Enabled	○
W	Write Protect Disabled	○

**Key** ○ Jumper NOT Installed  
■ Jumper Installed

# SCSI Hard Drive Configuration Charts

Drive Size: 1.05 GB      Model: 2112



\*For Hot-Pluggable Drive Tray, connect Odd Color Wire on 6-Pin SCSI ID Connector to Bit 0 Pair.

- NOTES:**
- 1. All jumper and switch settings are shown in the factory default setting, including those not labeled.
  - 2. Termination default is disabled/removed.

SCSI ID Settings

SCSI ID	Bit 2	Bit 1	Bit 0
0			
1			
2			
3			
4			
5			
6			

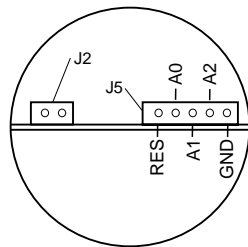
Default Settings

Signal	Description	Jumper
S	Start Unit Command Enabled	
P	Parity Enabled	
W	Write Protect Disabled	
	Synch Data Transfer Enabled**	n/a

Key Jumper NOT Installed  
 Jumper Installed  
\*\*Not Configurable

# SCSI Hard Drive Configuration Charts

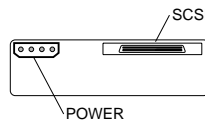
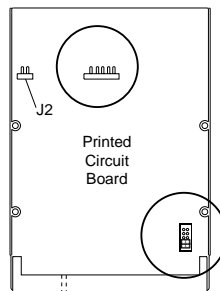
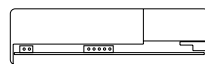
Drive Size: **1.05 GB** Model: **640/1280S**



\*For Hot-Pluggable Drive Tray, connect Odd Color Wire on 6-Pin SCSI ID Connector to Bit 0 Pair.

## NOTES:

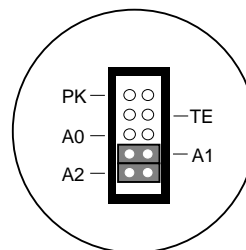
1. All jumper and switch settings are shown in the factory default setting, including those not labeled.
2. Termination default is disabled/removed.



## SCSI ID Settings

SCSI ID	A2	A1	A0
0	○	○	○
1	○	○	■
2	○	■	○
3	○	■	■
4	■	○	○
5	■	○	■
6	■	■	○
7	■	■	■

Key ○ Jumper NOT Installed  
■ Jumper Installed



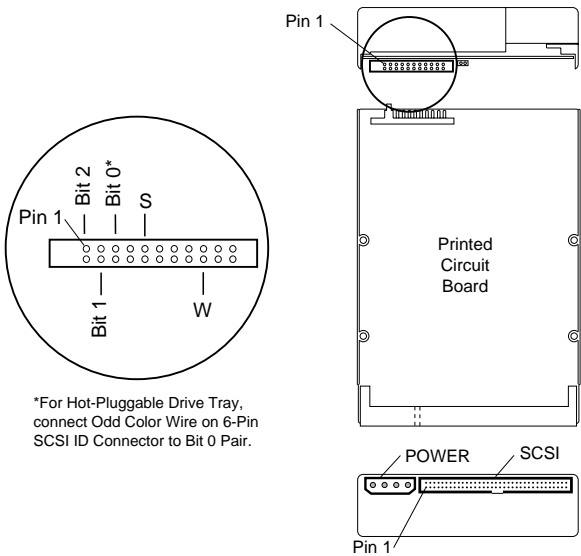
## Default Settings

SCSI ID	A2	A1	A0
6	■	■	○

Key ○ Jumper NOT Installed  
■ Jumper Installed

# SCSI Hard Drive Configuration Charts

Drive Size: 1.05 GB      Model: 0662



- NOTES:**
- 1. All jumper and switch settings are shown in the factory default setting, including those not labeled.
  - 2. Termination default is disabled/removed.

SCSI ID Settings

SCSI ID	Bit 2	Bit 1	Bit 0
0			
1			
2			
3			
4			
5			
6			

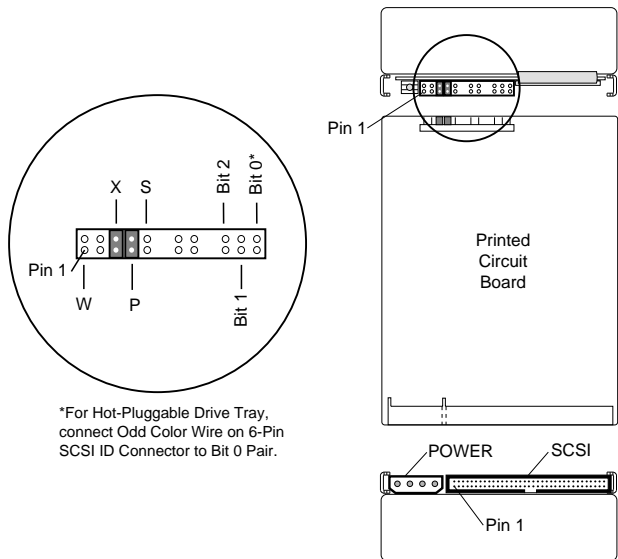
Default Settings

Signal	Description	Jumper
S	Start Unit Command Enabled	
	Parity Enabled**	n/a
W	Write Protect Disabled	
	Synch Data Transfer Enabled**	n/a

**Key** Jumper NOT Installed  
 Jumper Installed  
\*\*Not Configurable

# SCSI Hard Drive Configuration Charts

Drive Size: **1.05 GB** Model: **C2247**



\*For Hot-Pluggable Drive Tray, connect Odd Color Wire on 6-Pin SCSI ID Connector to Bit 0 Pair.

## NOTES:

1. All jumper and switch settings are shown in the factory default setting, including those not labeled.
2. Termination default is disabled/removed.

## SCSI ID Settings

SCSI ID	Bit 2	Bit 1	Bit 0
0			
1			
2			
3			
4			
5			
6			

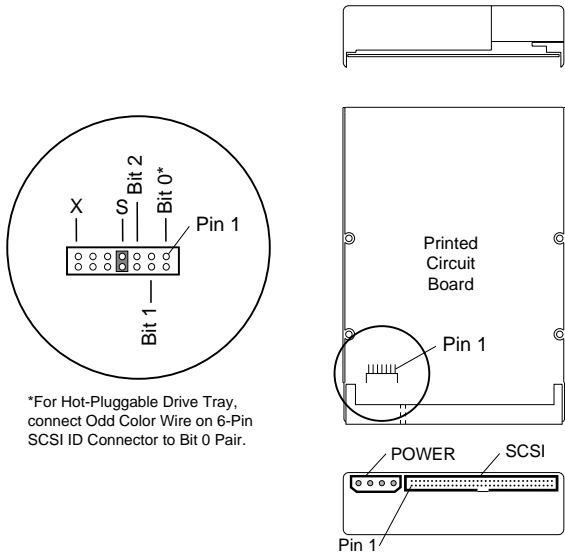
## Default Settings

Signal	Description	Jumper
S	Start Unit Command Enabled	
P	Parity Enabled	
W	Write Protect Disabled	
X	Synch Data Transfer Enabled	

**Key** Jumper NOT Installed  
 Jumper Installed

# SCSI Hard Drive Configuration Charts

Drive Size: 1.05 GB      Model: DPES-31080



- NOTES:**
- 1. All jumper and switch settings are shown in the factory default setting, including those not labeled.
  - 2. Termination default is disabled/removed.

SCSI ID Settings			
SCSI ID	Bit 2	Bit 1	Bit 0
0			
1			
2			
3			
4			
5			
6			

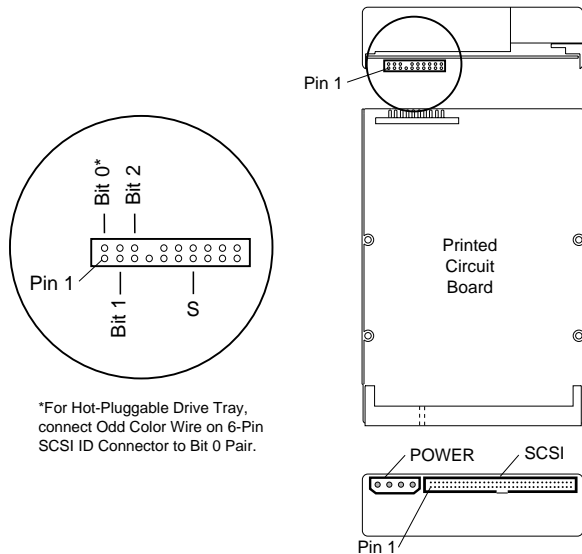
Default Settings		
Signal	Description	Jumper
S	Start Unit Command Enabled	
	Parity Enabled**	n/a
	Write Protect Disabled**	n/a
X	Synch Data Transfer Enabled**	

Key Jumper NOT Installed  
 Jumper Installed

\*\*Not Configurable

# SCSI Hard Drive Configuration Charts

Drive Size: **1.05 GB** Model: **DSP3107L**



## NOTES:

1. All jumper and switch settings are shown in the factory default setting, including those not labeled.
2. Termination default is disabled/removed.

## SCSI ID Settings

SCSI ID	Bit 2	Bit 1	Bit 0
0			
1			
2			
3			
4			
5			
6			

## Default Settings

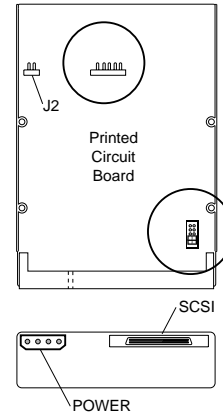
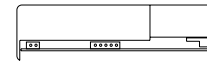
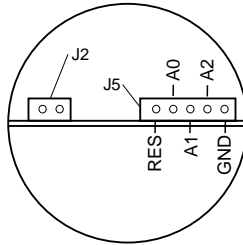
Signal	Description	Jumper
S	Start Unit Command Enabled	
	Parity Enabled**	n/a
	Write Protect Disabled**	n/a
	Synch Data Transfer Enabled**	n/a

**Key** Jumper NOT Installed  
 Jumper Installed  
\*\*Not Configurable

# SCSI Hard Drive Configuration Charts

Drive Size: **1.05 GB**

Model: **Fireball 1080**



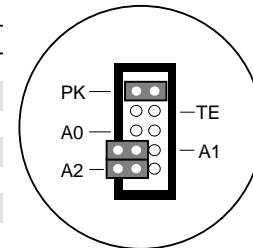
## NOTES:

1. All jumper and switch settings are shown in the factory default setting, including those not labeled.
2. Termination default is disabled/removed.

## SCSI ID Settings

SCSI ID	A2	A1	A0
0	○	○	○
1	○	○	■
2	○	■	○
3	○	■	■
4	■	○	○
5	■	○	■
6	■	■	○
7	■	■	■

**Key** ○ Jumper NOT Installed  
 ■ Jumper Installed



## Default Settings

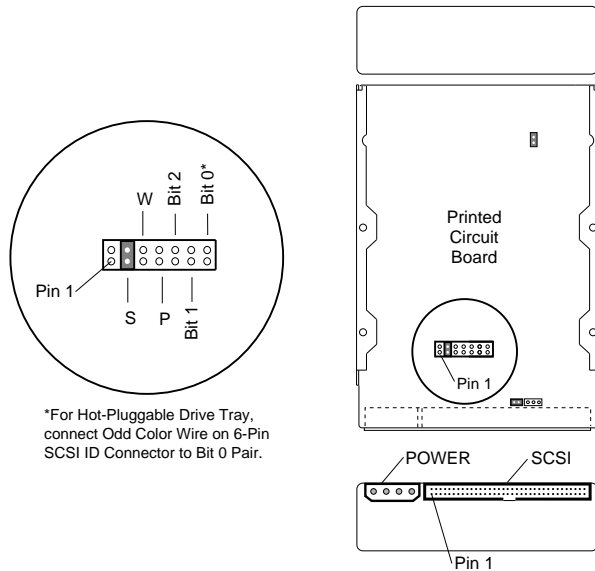
SCSI ID	A2	A1	A0
6	○	○	○

**Key** ○ Jumper NOT Installed  
 ■ Jumper Installed



# SCSI Hard Drive Configuration Charts

Drive Size: **550 MB** Model: **2105**



\*For Hot-Pluggable Drive Tray, connect Odd Color Wire on 6-Pin SCSI ID Connector to Bit 0 Pair.

## NOTES:

1. All jumper and switch settings are shown in the factory default setting, including those not labeled.
2. Termination default is disabled/removed.

## SCSI ID Settings

SCSI ID	Bit 2	Bit 1	Bit 0
0			
1			
2			
3			
4			
5			
6			

## Default Settings

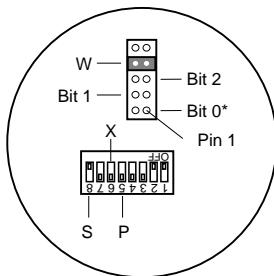
Signal	Description	Jumper
S	Start Unit Command Enabled	
P	Parity Enabled	
W	Write Protect Disabled	
	Synch Data Transfer Enabled**	n/a

**Key** Jumper NOT Installed  
 Jumper Installed

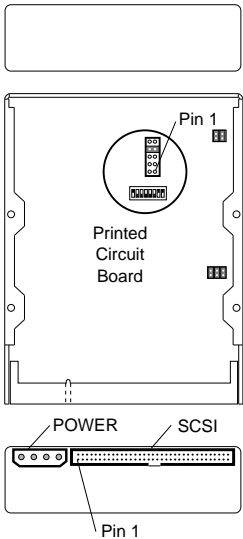
\*\*Not Configurable

# SCSI Hard Drive Configuration Charts

Drive Size: 1.05 GB Model: M2694ESA



\*For Hot-Pluggable Drive Tray, connect Odd Color Wire on 6-Pin SCSI ID Connector to Bit 0 Pair.



- NOTES:**
- 1. All jumper and switch settings are shown in the factory default setting, including those not labeled.
  - 2. Termination default is disabled/removed.

**Key** ○ Jumper NOT Installed  
● Jumper Installed

## SCSI ID Settings

SCSI ID	Bit 2	Bit 1	Bit 0
0	○	○	○
1	○	○	●
2	○	●	○
3	○	●	●
4	●	○	○
5	●	○	●
6	●	●	○

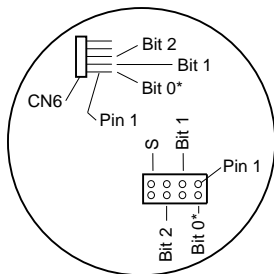
## Default Settings

Signal	Description	Jumper/Switch
S	Start Unit Command Enabled	○
P	Parity Enabled	○
W	Write Protect Disabled	●
X	Synch Data Transfer Enabled	○

**Key** ○ Jumper NOT Installed  
● Jumper Installed  
○ Switch ON  
● Switch OFF

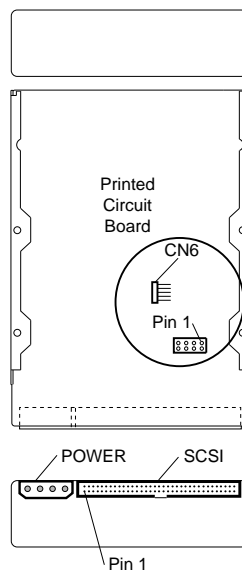
# SCSI Hard Drive Configuration Charts

Drive Size: **1.05 GB** Model: **M1606S**



\*For Hot-Pluggable Drive Tray, connect Odd Color Wire on 6-Pin SCSI ID Connector to Bit 0 Pair.

Note: Use only CN6 for the Hot-Pluggable tray application.



## SCSI ID Settings

SCSI ID	Bit 2	Bit 1	Bit 0
0	○	○	○
1	○	○	■
2	○	■	○
3	○	■	■
4	■	○	○
5	■	○	■
6	■	■	○

## Default Settings

Signal	Description	Jumper
S	Start Unit Command Enabled	○
	Parity Enabled**	n/a
	Write Protect Disabled**	n/a
	Synch Data Transfer Enabled**	n/a

**Key** ○ Jumper NOT Installed  
■ Jumper Installed  
\*\*Not Configurable

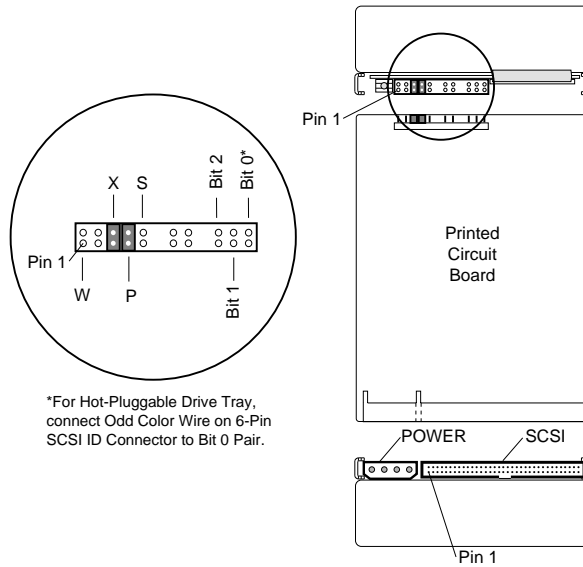
### NOTES:

1. All jumper and switch settings are shown in the factory default setting, including those not labeled.
2. Termination default is disabled/removed.

# SCSI Hard Drive Configuration Charts

Drive Size: **550 MB**

Model: **C2244**



## NOTES:

1. All jumper and switch settings are shown in the factory default setting, including those not labeled.
2. Termination default is disabled/removed.

## SCSI ID Settings

SCSI ID	Bit 2	Bit 1	Bit 0
0	○	○	○
1	○	○	■
2	○	■	○
3	○	■	■
4	■	○	○
5	■	○	■
6	■	■	○

## Default Settings

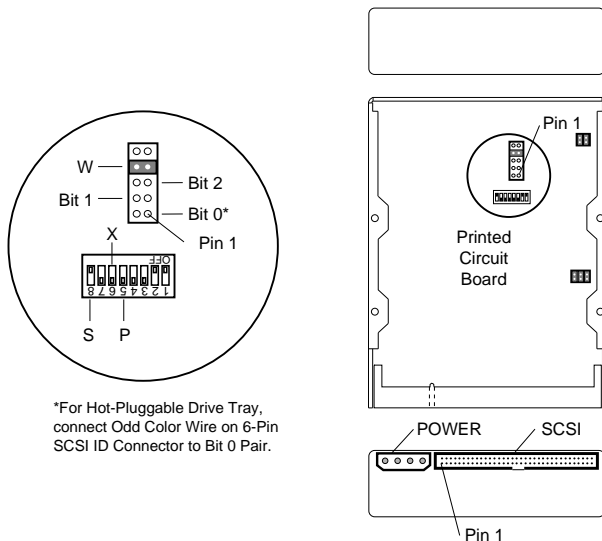
Signal	Description	Jumper
S	Start Unit Command Enabled	○
P	Parity Enabled	■
W	Write Protect Disabled	○
X	Synch Data Transfer Enabled	■

Key ○ Jumper NOT Installed  
 ■ Jumper Installed

# SCSI Hard Drive Configuration Charts

Drive Size: **550 MB**

Model: **M2691ESA**



## NOTES:

1. All jumper and switch settings are shown in the factory default setting, including those not labeled.
2. Termination default is disabled/removed.

**Key** ○ Jumper NOT Installed  
● Jumper Installed

## SCSI ID Settings

SCSI ID	Bit 2	Bit 1	Bit 0
0	○	○	○
1	○	○	●
2	○	●	○
3	○	●	●
4	●	○	○
5	●	○	●
6	●	●	○

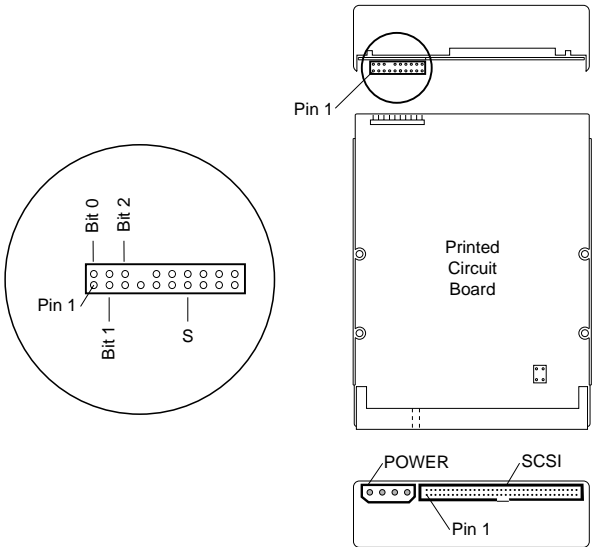
## Default Settings

Signal	Description	Jumper/Switch
S	Start Unit Command Enabled	○
P	Parity Enabled	○
W	Write Protect Disabled	●
X	Synch Data Transfer Enabled	○

**Key** ○ Jumper NOT Installed  
● Jumper Installed  
○ Switch ON  
● Switch OFF

# SCSI Hard Drive Configuration Charts

Drive Size: **535 MB**      Model: **DSP3053L**



- NOTES:**
- 1. All jumper and switch settings are shown in the factory default setting, including those not labeled.
  - 2. Termination default is disabled/removed.

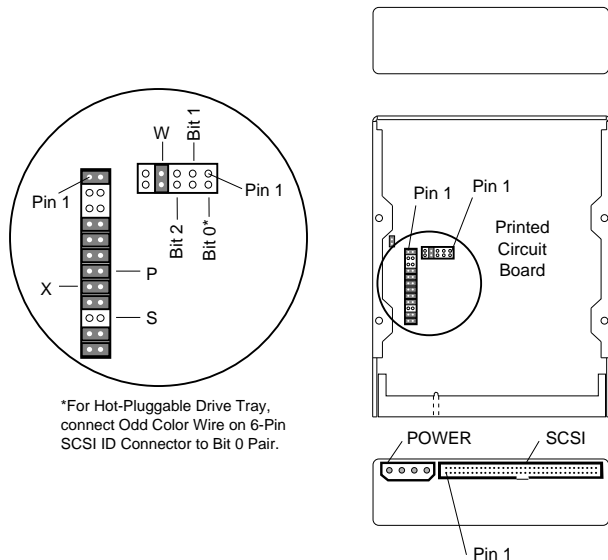
SCSI ID Settings			
SCSI ID	Bit 2	Bit 1	Bit 0
0			
1			
2			
3			
4			
5			
6			

Default Settings		
Signal	Description	Jumper
S	Start Unit Command Enabled	
	Parity Enabled**	n/a
	Write Protect Disabled**	n/a
	Synch Data Transfer Enabled**	n/a

**Key** Jumper NOT Installed  
 Jumper Installed  
\*\*Not Configurable

# SCSI Hard Drive Configuration Charts

Drive Size: **330 MB** Model 1 OF 2: **M2622FA**



## NOTES:

1. All jumper and switch settings are shown in the factory default setting, including those not labeled.
2. Termination default is disabled/removed.

## SCSI ID Settings

SCSI ID	Bit 2	Bit 1	Bit 0
0			
1			
2			
3			
4			
5			
6			

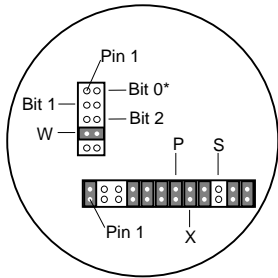
## Default Settings

Signal	Description	Jumper
S	Start Unit Command Enabled	
P	Parity Enabled	
W	Write Protect Disabled	
X	Synch Data Transfer Enabled	

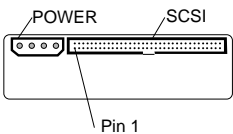
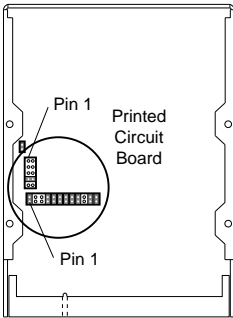
**Key** Jumper NOT Installed  
 Jumper Installed

# SCSI Hard Drive Configuration Charts

Drive Size: **330 MB**      Model 2 OF 2: **M2622FA**



\*For Hot-Pluggable Drive Tray, connect Odd Color Wire on 6-Pin SCSI ID Connector to Bit 0 Pair.



- NOTES:**
1. All jumper and switch settings are shown in the factory default setting, including those not labeled.
  2. Termination default is disabled/removed.

**SCSI ID Settings**

SCSI ID	Bit 2	Bit 1	Bit 0
0			
1			
2			
3			
4			
5			
6			

**Default Settings**

Signal	Description	Jumper
S	Start Unit Command Enabled	
P	Parity Enabled	
W	Write Protect Disabled	
X	Synch Data Transfer Enabled	

**Key** Jumper NOT Installed  
 Jumper Installed